

ABS DWV FITTINGS

UW ADF1021

Effective October 11, 2021
(Supersedes UW ADF0921)

The issuance of this price list is not an offer to sell the goods listed herein at the prices stated.

COUPLING STYLE NO. A100 H x H



| Size | Item No. | Master Qty | Skid Qty | List |
|-------|----------|------------|----------|--------|
| 1 1/4 | 02932 | 100 | 4,500 | 26.89 |
| 1 1/2 | 02933 | 100 | 5,600 | 13.71 |
| 2 | 02934 | 100 | 4,900 | 17.16 |
| 3 | 02935 | 60 | 1,080 | 51.53 |
| 4 | 02936 | 25 | 700 | 86.02 |
| 6 | 03143 | 15 | 180 | 360.27 |

FEMALE ADAPTER STYLE NO. A101 H x FPT



| Size | Item No. | Master Qty | Skid Qty | List |
|-------|----------|------------|----------|--------|
| 1 1/2 | 02866 | 100 | 5,600 | 23.51 |
| 2 | 02867 | 100 | 4,900 | 37.01 |
| 3 | 02869 | 30 | 1,470 | 99.07 |
| 4 | 03396 | 10 | 560 | 113.20 |
| 6 | 03147 | 10 | 180 | 433.02 |

PIPE INCREASER / REDUCER STYLE NO. A102 H x H



| Size | Item No. | Master Qty | Skid Qty | List |
|-----------|----------|------------|----------|--------|
| 2 x 1 1/2 | 02948 | 25 | 3,600 | 36.60 |
| 3 x 1 1/2 | 02949 | 25 | 1,400 | 108.45 |
| 3 x 2 | 02950 | 20 | 1,600 | 86.90 |
| 4 x 2 | 02951 | 10 | 800 | 180.97 |
| 4 x 3 | 02952 | 20 | 1,120 | 162.18 |

TRAP ADAPTER, MALE, W/ 1 PIECE POLY NUT STYLE NO. A103P SP x SJ



| Size | Item No. | Master Qty | Skid Qty | List |
|---------------|----------|------------|----------|-------|
| 1 1/2 | 03393 | 50 | 5,600 | 33.72 |
| 1 1/2 x 1 1/4 | 03379 | 75 | 6,000 | 46.51 |

TRAP ADAPTER, MALE, W/ PLASTIC NUT & 1 1/2 X 1 1/4 WASHER STYLE NO. A103R SP x SJ



| Size | Item No. | Master Qty | Skid Qty | List |
|---------------|----------|------------|----------|-------|
| 1 1/2 x 1 1/4 | 03389 | 50 | 5,600 | 37.78 |

TRAP ADAPTER, MALE, W/ PLASTIC NUT & WASHER STYLE NO. A103W SP x SJ



| Size | Item No. | Master Qty | Skid Qty | List |
|---------------|----------|------------|----------|-------|
| 1 1/2 | 03410 | 50 | 5,600 | 39.66 |
| 1 1/2 x 1 1/4 | 03409 | 75 | 6,000 | 51.45 |

TRAP ADAPTER, MALE, W/ CHROME NUT & WASHER STYLE NO. A103X SP x SJ



| Size | Item No. | Master Qty | Skid Qty | List |
|---------------|----------|------------|----------|-------|
| 1 1/2 x 1 1/4 | 03378 | 100 | 8,000 | 54.91 |

TRAP ADAPTER, FEMALE, W/ 1 PIECE POLY NUT STYLE NO. A104P H x SJ



| Size | Item No. | Master Qty | Skid Qty | List |
|---------------|----------|------------|----------|-------|
| 1 1/2 | 03377 | 50 | 5,600 | 35.43 |
| 1 1/2 x 1 1/4 | 03395 | 50 | 5,600 | 41.46 |

TRAP ADAPTER, FEMALE, W/ PLASTIC NUT & WASHER STYLE NO. A104W H x SJ



| Size | Item No. | Master Qty | Skid Qty | List |
|---------------|----------|------------|----------|-------|
| 1 1/2 | 03383 | 50 | 5,600 | 35.67 |
| 2 | 03382 | 25 | 3,600 | 20.79 |
| 1 1/2 x 1 1/4 | 03384 | 50 | 5,600 | 46.70 |

TRAP ADAPTER, FEMALE, W/ CHROME NUT & WASHER STYLE NO. A104X H x SJ

| Size | Item No. | Master Qty | Skid Qty | List |
|-------|----------|------------|----------|-------|
| 1 1/2 | 03376 | 50 | 5,600 | 62.00 |

FITTING CLEANOUT ADAPTER STYLE NO. A105 SP x FPT



| Size | Item No. | Master Qty | Skid Qty | List |
|-------|----------|------------|----------|--------|
| 1 1/2 | 02922 | 50 | 7,200 | 28.85 |
| 2 | 02923 | 50 | 4,000 | 39.92 |
| 3 | 02924 | 25 | 1,225 | 100.74 |
| 4 | 02925 | 10 | 560 | 188.78 |

FITTING CLEANOUT ADAPTER W/ CO PLUG STYLE NO. A105X SP x FPT



| Size | Item No. | Master Qty | Skid Qty | List |
|-------|----------|------------|----------|--------|
| 1 1/2 | 03001 | 50 | 5,600 | 48.36 |
| 2 | 03002 | 50 | 2,800 | 61.24 |
| 3 | 03003 | 25 | 875 | 135.36 |
| 4 | 03004 | 10 | 560 | 248.75 |

CLEANOUT PLUG STYLE NO. A106 MPT



| Size | Item No. | Master Qty | Skid Qty | List |
|-------|----------|------------|----------|--------|
| 1 1/2 | 02938 | 50 | 7,200 | 19.47 |
| 2 | 02939 | 50 | 7,200 | 21.29 |
| 2 1/2 | 02940 | 25 | 3,600 | 65.09 |
| 3 | 02941 | 25 | 3,600 | 34.63 |
| 3 1/2 | 02943 | 30 | 3,360 | 141.03 |
| 4 | 02942 | 30 | 2,400 | 59.98 |
| 6 | 03146 | 10 | 800 | 202.95 |

FLUSH BUSHING STYLE NO. A107 SP x H STYLE #3



| Size | Item No. | Master Qty | Skid Qty | List |
|---------------|----------|------------|----------|--------|
| 1 1/2 x 1 1/4 | 02904 | 100 | 14,400 | 78.82 |
| 2 x 1 1/4 | 02905 | 50 | 7,200 | 37.30 |
| 2 x 1 1/2 | 02906 | 50 | 7,200 | 20.91 |
| 3 x 1 1/2 | 02907 | 30 | 2,400 | 91.43 |
| 3 x 2 | 02908 | 30 | 2,400 | 57.20 |
| 4 x 2 | 02910 | 30 | 1,470 | 169.88 |
| 4 x 3 | 02909 | 30 | 1,470 | 90.00 |

FLANGE BUSHING W/ TUBE STOP STYLE NO. A107S SP x H STYLE #1



| Size | Item No. | Master Qty | Skid Qty | List |
|-------|----------|------------|----------|--------|
| 6 x 4 | 03144 | 10 | 490 | 477.12 |

FLUSH BUSHING STYLE NO. A108 S x FPT STYLE #3



| Size | Item No. | Master Qty | Skid Qty | List |
|-----------|----------|------------|----------|-------|
| 2 x 1 1/2 | 02913 | 50 | 7,200 | 69.91 |

MALE ADAPTER STYLE NO. A109 H x MPT



| Size | Item No. | Master Qty | Skid Qty | List |
|-------|----------|------------|----------|--------|
| 1 1/2 | 02927 | 50 | 7,200 | 19.97 |
| 2 | 02928 | 50 | 5,600 | 34.91 |
| 3 | 02929 | 25 | 1,400 | 93.64 |
| 4 | 02930 | 25 | 875 | 190.05 |

C/O PLUG, FLUSH STYLE NO. A110 H x MPT



| Size | Item No. | Master Qty | Skid Qty | List |
|------|----------|------------|----------|--------|
| 2 | 03017 | 25 | 7,200 | 101.16 |
| 3 | 03038 | 50 | 7,200 | 115.48 |
| 4 | 03015 | 25 | 3,600 | 123.23 |

MALE FITTINGS ADAPTER STYLE NO. A111 SP x MPT



| Size | Item No. | Master Qty | Skid Qty | List |
|-------|----------|------------|----------|--------|
| 1 1/2 | 03386 | 50 | 7,200 | 57.58 |
| 2 | 03385 | 25 | 3,600 | 118.90 |

TRAY PLUG ADAPTER, SPIGOT STYLE NO. A113S SP x NPSM



| Size | Item No. | Master Qty | Skid Qty | List |
|-------|----------|------------|----------|-------|
| 1 1/2 | 03419 | 50 | 2,450 | 53.34 |

CAP THREADED STYLE NO. A114 FPT



| Size | Item No. | Master Qty | Skid Qty | List |
|-------|----------|------------|----------|-------|
| 1 1/2 | 02993 | 15 | 5,400 | 39.76 |

CAP SOCKET STYLE NO. A116 H



| Size | Item No. | Master Qty | Skid Qty | List |
|-------|----------|------------|----------|--------|
| 1 1/2 | 02977 | 10 | 2,880 | 45.48 |
| 2 | 02978 | 5 | 1,800 | 62.90 |
| 3 | 02979 | 10 | 1,440 | 129.98 |
| 4 | 02980 | 5 | 560 | 127.13 |
| 6 | 03057 | 3 | 105 | 290.26 |

ADAPTER COUPLING STYLE NO. A117 S/D H x DWV H ADAPTS SEWER & DRAIN PIPE TO DWV PIPE



| Size | Item No. | Master Qty | Skid Qty | List |
|-------|----------|------------|----------|--------|
| 4 | 02963 | 20 | 1,120 | 227.88 |
| 4 x 3 | 02962 | 20 | 1,120 | 127.39 |

ADAPTER BUSHING STYLE NO. A118 DWV SP x SD H (Adapts DWV Hub to S/D Spigot)



| Size | Item No. | Master Qty | Skid Qty | List |
|------|----------|------------|----------|-------|
| 3 | 02990 | 25 | 2,800 | 81.63 |
| 4 | 02991 | 10 | 1,440 | 93.28 |

NO HUB ADAPTER STYLE NO. A119 NO H x H (Adapts CI NO HUB TO DWV PIPE)



| Size | Item No. | Master Qty | Skid Qty | List |
|------|----------|------------|----------|--------|
| 2 | 02954 | 25 | 3,600 | 69.71 |
| 3 | 02955 | 20 | 1,600 | 129.63 |
| 4 | 02956 | 15 | 840 | 187.90 |

HUB ADAPTER, CAST IRON STYLE NO. A123 SP X H (ADAPTS CI HUB TO DWV PIPE)



| Size | Item No. | Master Qty | Skid Qty | List |
|-------|----------|------------|----------|--------|
| 2 x 2 | 02957 | 20 | 1,600 | 229.40 |
| 4 x 4 | 02959 | 20 | 360 | 338.13 |

REPAIR COUPLING STYLE NO. A130 H x H



| Size | Item No. | Master Qty | Skid Qty | List |
|-------|----------|------------|----------|--------|
| 1 1/2 | 02965 | 25 | 3,600 | 90.74 |
| 2 | 02966 | 25 | 3,600 | 48.36 |
| 3 | 02967 | 10 | 1,120 | 120.09 |
| 4 | 02968 | 5 | 560 | 230.86 |

SLIP JOINT NUT STYLE NO. A140 NPSM Thread



| Size | Item No. | Master Qty | Skid Qty | List |
|-------|----------|------------|----------|-------|
| 1 1/2 | 02744 | 100 | 11,200 | 13.62 |

SLIP JOINT WASHER STYLE NO. A141 (FOR USE WITH 1 1/4 SJ NUT)



| Size | Item No. | Master Qty | Skid Qty | List |
|-------|----------|------------|----------|------|
| 1 1/2 | 02747 | 600 | 10,800 | 5.22 |

ABS DWV FITTINGS

1/4 BEND STYLE NO. A300



| Size | Item No. | Master Qty | Skid Qty | List |
|-------|----------|------------|----------|--------|
| 1 1/2 | 02876 | 100 | 2,800 | 26.62 |
| 2 | 02877 | 50 | 1,400 | 40.98 |
| 3 | 02878 | 25 | 450 | 103.25 |
| 4 | 02879 | 10 | 180 | 211.66 |
| 6 | 03130 | 5 | 60 | 902.50 |

1/4 BEND, REDUCING STYLE NO. A300R



| Size | Item No. | Master Qty | Skid Qty | List |
|-----------|----------|------------|----------|--------|
| 2 x 1 1/2 | 03092 | 10 | 1,440 | 176.30 |

1/4 BEND, W/ SIDE INLET STYLE NO. A300S



| Size | Item No. | Master Qty | Skid Qty | List |
|-----------|----------|------------|----------|--------|
| 3 x 3 x 2 | 03070 | 10 | 350 | 293.29 |

1/4 BEND, STREET STYLE NO. A302



| Size | Item No. | Master Qty | Skid Qty | List |
|-------|----------|------------|----------|--------|
| 1 1/2 | 02880 | 100 | 3,500 | 34.25 |
| 2 | 02881 | 50 | 1,750 | 57.30 |
| 3 | 02882 | 20 | 560 | 125.86 |
| 4 | 02883 | 10 | 180 | 251.71 |

1/4 BEND, W/ LOW HEEL INLET STYLE NO. A303



| Size | Item No. | Master Qty | Skid Qty | List |
|-----------|----------|------------|----------|--------|
| 3 x 3 x 2 | 03042 | 25 | 400 | 173.46 |
| 4 x 4 x 2 | 03043 | 15 | 180 | 508.28 |

LONG SWEEP, 1/4 BEND STYLE NO. A304



| Size | Item No. | Master Qty | Skid Qty | List |
|-------|----------|------------|----------|--------|
| 1 1/2 | 02871 | 50 | 1,750 | 47.17 |
| 2 | 02872 | 25 | 1,225 | 57.37 |
| 3 | 02873 | 10 | 350 | 140.33 |
| 4 | 02874 | 5 | 175 | 239.59 |

LONG SWEEP, 1/4 BEND W/ LOW HEEL INLET STYLE NO. A307



| Size | Item No. | Master Qty | Skid Qty | List |
|---------------|----------|------------|----------|--------|
| 3 x 3 x 1 1/2 | 03025 | 25 | 300 | 344.00 |
| 3 x 3 x 2 | 03024 | 25 | 300 | 274.72 |

LONG SWEEP, 1/4 BEND, STREET STYLE NO. A309



| Size | Item No. | Master Qty | Skid Qty | List |
|-------|----------|------------|----------|--------|
| 1 1/2 | 03060 | 50 | 2,450 | 59.83 |
| 2 | 03061 | 25 | 1,225 | 73.91 |
| 3 | 03063 | 20 | 360 | 253.37 |

1/4 BEND, STREET W/ LOW HEEL INLET STYLE NO. A310



| Size | Item No. | Master Qty | Skid Qty | List |
|-----------|----------|------------|----------|--------|
| 3 x 3 x 2 | 03026 | 15 | 420 | 248.95 |

1/6 BEND STYLE NO. A319



| Size | Item No. | Master Qty | Skid Qty | List |
|-------|----------|------------|----------|--------|
| 1 1/2 | 02895 | 40 | 3,200 | 46.90 |
| 2 | 02896 | 25 | 1,400 | 66.58 |
| 3 | 02897 | 20 | 560 | 213.82 |
| 4 | 02982 | 10 | 280 | 322.75 |

1/6 BEND, STREET STYLE NO. A320



| Size | Item No. | Master Qty | Skid Qty | List |
|-------|----------|------------|----------|--------|
| 1 1/2 | 03020 | 40 | 3,200 | 147.34 |
| 2 | 03021 | 25 | 2,000 | 145.84 |
| 3 | 03022 | 20 | 700 | 417.53 |

1/8 BEND STYLE NO. A321



| Size | Item No. | Master Qty | Skid Qty | List |
|-------|----------|------------|----------|--------|
| 1 1/2 | 02885 | 100 | 3,500 | 24.30 |
| 2 | 02886 | 50 | 1,750 | 37.67 |
| 3 | 02887 | 20 | 560 | 90.29 |
| 4 | 02888 | 10 | 280 | 169.64 |
| 6 | 03132 | 3 | 84 | 755.36 |

1/8 BEND, STREET STYLE NO. A323



| Size | Item No. | Master Qty | Skid Qty | List |
|-------|----------|------------|----------|--------|
| 1 1/2 | 02890 | 100 | 3,500 | 30.38 |
| 2 | 02891 | 50 | 1,750 | 40.32 |
| 3 | 02892 | 20 | 700 | 99.51 |
| 4 | 02893 | 10 | 280 | 172.47 |
| 6 | 03133 | 3 | 84 | 946.97 |

1/16 BEND STYLE NO. A324



| Size | Item No. | Master Qty | Skid Qty | List |
|-------|----------|------------|----------|----------|
| 1 1/2 | 02899 | 50 | 4,000 | 35.52 |
| 2 | 02900 | 25 | 2,000 | 40.49 |
| 3 | 02901 | 20 | 700 | 104.05 |
| 4 | 02983 | 15 | 420 | 158.43 |
| 6 | 02988 | 3 | 84 | 1,888.55 |

1/16 BEND, STREET STYLE NO. A326



| Size | Item No. | Master Qty | Skid Qty | List |
|-------|----------|------------|----------|--------|
| 1 1/2 | 02984 | 50 | 4,000 | 101.11 |
| 2 | 02985 | 25 | 2,800 | 91.47 |
| 3 | 02986 | 20 | 700 | 155.12 |
| 4 | 02987 | 10 | 490 | 270.68 |

DOUBLE 1/4 BEND STYLE NO. A327



| Size | Item No. | Master Qty | Skid Qty | List |
|-------------------|----------|------------|----------|--------|
| 1 1/2 | 03045 | 20 | 1,600 | 127.13 |
| 2 | 03046 | 25 | 875 | 159.36 |
| 3 | 03047 | 10 | 280 | 588.42 |
| 2 x 1 1/2 x 1 1/2 | 03049 | 25 | 1,400 | 173.93 |

CLOSET BEND, REDUCING STYLE NO. A329



| Size | Item No. | Master Qty | Skid Qty | List |
|-------|----------|------------|----------|--------|
| 3 x 4 | 03093 | 10 | 280 | 159.33 |

CLOSET BEND, REDUCING STYLE NO. A330



| Size | Item No. | Master Qty | Skid Qty | List |
|-------|----------|------------|----------|--------|
| 3 x 4 | 03107 | 10 | 280 | 279.35 |

CLOSET BEND, REDUCING, W/ TEST CAP STYLE NO. A330X



| Size | Item No. | Master Qty | Skid Qty | List |
|-------|----------|------------|----------|--------|
| 3 x 4 | 03108 | 10 | 280 | 302.18 |

VENT ELBOW STYLE NO. A331



| Size | Item No. | Master Qty | Skid Qty | List |
|-------|----------|------------|----------|--------|
| 1 1/2 | 03084 | 20 | 2,880 | 47.67 |
| 2 | 03085 | 30 | 1,680 | 78.90 |
| 3 | 03086 | 25 | 700 | 195.62 |

VENT ELBOW, STREET STYLE NO. A333



| Size | Item No. | Master Qty | Skid Qty | List |
|-------|----------|------------|----------|-------|
| 1 1/2 | 03088 | 25 | 2,800 | 47.65 |
| 2 | 03089 | 20 | 2,240 | 73.54 |

SANITARY TEE STYLE NO. A400



| Size | Item No. | Master Qty | Skid Qty | List |
|-------|----------|------------|----------|----------|
| 1 1/2 | 02752 | 100 | 1,800 | 39.38 |
| 2 | 02753 | 35 | 980 | 60.65 |
| 3 | 02754 | 30 | 360 | 164.77 |
| 4 | 02755 | 5 | 140 | 292.98 |
| 6 | 02756 | 6 | 72 | 1,461.60 |

SANITARY TEE, REDUCING STYLE NO. A401



| Size | Item No. | Master Qty | Skid Qty | List |
|-------------------|----------|------------|----------|----------|
| 2 x 1 1/2 x 1 1/2 | 02761 | 25 | 1,225 | 53.99 |
| 2 x 1 1/2 x 2 | 02760 | 25 | 875 | 60.70 |
| 2 x 2 x 1 1/2 | 02758 | 50 | 900 | 52.77 |
| 3 x 3 x 1 1/2 | 02764 | 20 | 560 | 113.42 |
| 3 x 3 x 2 | 02763 | 10 | 490 | 131.26 |
| 4 x 4 x 2 | 02765 | 10 | 280 | 314.70 |
| 4 x 4 x 3 | 02766 | 10 | 180 | 322.23 |
| 6 x 6 x 4 | 02768 | 6 | 72 | 1,655.45 |

SANITARY TEE, STREET STYLE NO. A403



| Size | Item No. | Master Qty | Skid Qty | List |
|-------|----------|------------|----------|--------|
| 1 1/2 | 03112 | 20 | 1,600 | 97.80 |
| 2 | 03113 | 25 | 875 | 132.24 |
| 3 | 03114 | 30 | 360 | 226.64 |
| 4 | 03120 | 10 | 160 | 690.02 |

SANITARY TEE, STREET, REDUCING STYLE NO. A404



| Size | Item No. | Master Qty | Skid Qty | List |
|-------------------|----------|------------|----------|--------|
| 2 x 1 1/2 x 1 1/2 | 03115 | 25 | 1,225 | 98.23 |
| 2 x 1 1/2 x 2 | 03116 | 25 | 875 | 162.79 |
| 2 x 2 x 1 1/2 | 03117 | 50 | 1,400 | 105.67 |
| 3 x 3 x 1 1/2 | 03118 | 10 | 490 | 324.40 |
| 3 x 3 x 2 | 03119 | 20 | 560 | 270.92 |

SANITARY TEE W/ LEFT SIDE INLET STYLE NO. A416



| Size | Item No. | Master Qty | Skid Qty | List |
|-------------------|----------|------------|----------|--------|
| 3 x 3 x 3 x 1 1/2 | 02781 | 10 | 280 | 388.93 |
| 3 x 3 x 3 x 2 | 02782 | 10 | 280 | 374.76 |

SANITARY TEE W/ RIGHT SIDE INLET STYLE NO. A417



| Size | Item No. | Master Qty | Skid Qty | List |
|-------------------|----------|------------|----------|--------|
| 3 x 3 x 3 x 1 1/2 | 02795 | 10 | 280 | 388.93 |
| 3 x 3 x 3 x 2 | 02796 | 10 | 280 | 374.76 |

SANITARY TEE W/ RIGHT & LEFT SIDE INLET STYLE NO. A418



| Size | Item No. | Master Qty | Skid Qty | List |
|-------------------|----------|------------|----------|--------|
| 3 x 3 x 3 x 2 x 2 | 02811 | 5 | 245 | 526.98 |

DOUBLE SANITARY TEE STYLE NO. A428



| Size | Item No. | Master Qty | Skid Qty | List |
|-------|----------|------------|----------|--------|
| 1 1/2 | 02812 | 25 | 1,225 | 112.17 |
| 2 | 02813 | 20 | 700 | 148.99 |
| 3 | 02814 | 20 | 240 | 390.12 |
| 4 | 02815 | 4 | 112 | 736.71 |

DOUBLE SANITARY TEE, REDUCING STYLE NO. A429



| Size | Item No. | Master Qty | Skid Qty | List |
|-----------------------|----------|------------|----------|--------|
| 2 x 2 x 1 1/2 x 1 1/2 | 02817 | 20 | 980 | 106.52 |
| 3 x 3 x 1 1/2 x 1 1/2 | 02818 | 20 | 360 | 459.93 |
| 3 x 3 x 2 x 2 | 02820 | 10 | 350 | 283.55 |
| 4 x 4 x 2 x 2 | 02240 | 5 | 245 | 747.95 |
| 4 x 4 x 3 x 3 | 02821 | 5 | 140 | 719.47 |

ABS DWV FITTINGS

VENT TEE STYLE NO. A441 ALL HUB



| Size | Item No. | Master Qty | Skid Qty | List |
|-------|----------|------------|----------|--------|
| 1 1/2 | 03403 | 25 | 2,000 | 119.54 |
| 2 | 03404 | 25 | 1,225 | 99.16 |
| 3 | 03405 | 10 | 490 | 330.29 |

CLEANOUT TEE WITH PLUG STYLE NO. A444X H x H x FPT



| Size | Item No. | Master Qty | Skid Qty | List |
|-------|----------|------------|----------|--------|
| 1 1/2 | 02997 | 10 | 1,440 | 113.17 |
| 2 | 02998 | 10 | 1,120 | 124.00 |
| 3 | 02999 | 10 | 490 | 226.83 |
| 4 | 03000 | 5 | 175 | 478.98 |

FLUSH CLEANOUT TEE STYLE NO. A445 H x H x FPT



| Size | Item No. | Master Qty | Skid Qty | List |
|-------|----------|------------|----------|--------|
| 1 1/2 | 03413 | 20 | 2,240 | 93.66 |
| 2 | 03414 | 20 | 980 | 102.74 |
| 3 | 03415 | 10 | 490 | 192.22 |
| 4 | 03416 | 10 | 180 | 418.97 |

TWO-WAY CLEANOUT STYLE NO. A448 ALL HUB



| Size | Item No. | Master Qty | Skid Qty | List |
|------|----------|------------|----------|--------|
| 3 | 02237 | 10 | 180 | 342.72 |
| 4 | 02238 | 5 | 90 | 541.97 |

DOUBLE FIXTURE FITTING STYLE NO. A500 ALL HUB



| Size | Item No. | Master Qty | Skid Qty | List |
|---------------------------|----------|------------|----------|--------|
| 2 | 02246 | 20 | 560 | 227.68 |
| 3 | 02249 | 10 | 160 | 526.50 |
| 2 x 1 1/2 x 1 1/2 x 1 1/2 | 02247 | 20 | 700 | 154.78 |
| 2 x 1 1/2 x 2 x 2 | 02248 | 20 | 560 | 238.85 |
| 2 x 2 x 1 1/2 x 1 1/2 | 02244 | 20 | 700 | 175.83 |
| 3 x 2 x 3 x 3 | 02250 | 10 | 160 | 630.59 |

COMBINATION WYE & 1/8 BEND - ONE PIECE STYLE NO. A501 ALL HUB



| Size | Item No. | Master Qty | Skid Qty | List |
|-------|----------|------------|----------|--------|
| 1 1/2 | 02853 | 50 | 900 | 102.16 |
| 2 | 02858 | 20 | 560 | 104.05 |
| 3 | 02852 | 10 | 180 | 246.99 |
| 4 | 02860 | 10 | 120 | 516.45 |

COMBINATION WYE & 1/8 BEND, REDUCING - ONE PIECE STYLE NO. A502 ALL HUB



| Size | Item No. | Master Qty | Skid Qty | List |
|-------------------|----------|------------|----------|--------|
| 2 x 1 1/2 x 1 1/2 | 02835 | 5 | 720 | 158.16 |
| 2 x 2 x 1 1/2 | 02865 | 20 | 980 | 113.73 |
| 3 x 3 x 1 1/2 | 02837 | 15 | 420 | 279.35 |
| 3 x 3 x 2 | 02857 | 10 | 350 | 160.50 |
| 4 x 4 x 2 | 02863 | 5 | 175 | 289.10 |
| 4 x 4 x 3 | 02864 | 5 | 140 | 370.88 |

WYE STYLE NO. A600 ALL HUB



| Size | Item No. | Master Qty | Skid Qty | List |
|-------|----------|------------|----------|----------|
| 1 1/2 | 02822 | 50 | 1,400 | 71.25 |
| 2 | 02823 | 25 | 875 | 85.16 |
| 3 | 02824 | 25 | 300 | 183.16 |
| 4 | 02825 | 5 | 140 | 372.48 |
| 6 | 03135 | 4 | 48 | 1,120.74 |

WYE, REDUCING STYLE NO. A601 ALL HUB



| Size | Item No. | Master Qty | Skid Qty | List |
|-------------------|----------|------------|----------|----------|
| 2 x 1 1/2 x 1 1/2 | 02831 | 25 | 1,225 | 113.93 |
| 2 x 1 1/2 x 2 | 02832 | 10 | 800 | 209.79 |
| 2 x 2 x 1 1/2 | 02826 | 25 | 1,225 | 96.72 |
| 3 x 3 x 1 1/2 | 02827 | 15 | 525 | 176.39 |
| 3 x 3 x 2 | 02828 | 25 | 400 | 128.64 |
| 4 x 4 x 1 1/2 | 02833 | 5 | 175 | 606.85 |
| 4 x 4 x 2 | 02829 | 10 | 180 | 237.70 |
| 4 x 4 x 3 | 02830 | 10 | 160 | 321.54 |
| 6 x 6 x 4 | 03137 | 5 | 60 | 1,013.82 |

WYE, STREET STYLE NO. A602 SP x H x H



| Size | Item No. | Master Qty | Skid Qty | List |
|-------|----------|------------|----------|--------|
| 1 1/2 | 03367 | 50 | 1,800 | 58.62 |
| 2 | 03368 | 30 | 840 | 148.04 |
| 3 | 03369 | 10 | 280 | 365.13 |
| 4 | 03370 | 5 | 140 | 493.93 |

WYE, STREET, REDUCING STYLE NO. A603 SP x H x H



| Size | Item No. | Master Qty | Skid Qty | List |
|-----------|----------|------------|----------|--------|
| 3 x 3 x 2 | 03373 | 30 | 480 | 320.62 |
| 4 x 4 x 3 | 03375 | 10 | 160 | 571.60 |

DOUBLE WYE STYLE NO. A611 ALL HUB



| Size | Item No. | Master Qty | Skid Qty | List |
|-------|----------|------------|----------|----------|
| 1 1/2 | 02838 | 40 | 1,120 | 200.24 |
| 2 | 02839 | 20 | 560 | 239.02 |
| 3 | 02840 | 15 | 180 | 537.21 |
| 4 | 02841 | 5 | 80 | 1,051.85 |

DOUBLE WYE, REDUCING STYLE NO. A612 ALL HUB



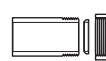
| Size | Item No. | Master Qty | Skid Qty | List |
|-----------------------|----------|------------|----------|--------|
| 2 x 2 x 1 1/2 x 1 1/2 | 02847 | 10 | 560 | 228.18 |
| 3 x 3 x 2 x 2 | 02844 | 10 | 280 | 374.05 |
| 4 x 4 x 3 x 3 | 02846 | 5 | 90 | 870.70 |

RETURN BEND STYLE NO. A700 H X H



| Size | Item No. | Master Qty | Skid Qty | List |
|-------|----------|------------|----------|----------|
| 1 1/2 | 03466 | 20 | 1,600 | 86.60 |
| 2 | 03467 | 35 | 630 | 96.47 |
| 3 | 03468 | 10 | 280 | 706.85 |
| 4 | 03469 | 5 | 140 | 1,277.08 |

TAIL PIECE ADAPTER W/ 2 SIZE SJ WASHERS STYLE NO. A704P H X H



| Size | Item No. | Master Qty | Skid Qty | List |
|---------------|----------|------------|----------|-------|
| 1 1/2 x 1 1/4 | 02975 | 25 | 3,600 | 96.79 |
| 1 1/2 | 02975 | 25 | 3,600 | 96.79 |

P-TRAP W/ SOLVENT WELD JOINT STYLE NO. A706X H X H



| Size | Item No. | Master Qty | Skid Qty | List |
|-------|----------|------------|----------|--------|
| 1 1/2 | 02214 | 25 | 1,225 | 91.65 |
| 2 | 02222 | 20 | 560 | 111.24 |
| 3 | 02230 | 10 | 180 | 477.58 |
| 4 | 02231 | 4 | 72 | 875.96 |

P-TRAP W/ SOLVENT WELD JOINT & CLEAN OUT STYLE NO. A707X H X H



| Size | Item No. | Master Qty | Skid Qty | List |
|-------|----------|------------|----------|--------|
| 1 1/2 | 02223 | 10 | 1,120 | 138.30 |
| 2 | 02224 | 10 | 560 | 395.33 |

P-TRAP W/ UNION STYLE NO. A708P H X H



| Size | Item No. | Master Qty | Skid Qty | List |
|-------|----------|------------|----------|--------|
| 1 1/2 | 02215 | 25 | 875 | 123.23 |
| 2 | 02216 | 20 | 560 | 225.38 |

LA P-TRAP W/ UNION & 1 PC POLY NUT STYLE NO. A711M SJ x H



| Size | Item No. | Master Qty | Skid Qty | List |
|-------|----------|------------|----------|--------|
| 1 1/2 | 02221 | 25 | 700 | 196.10 |

LA P-TRAP W/ UNION & 2 SIZE SJ WASHERS STYLE NO. A711P SJ x H (FURNISHED W/BOTH SIZE SJ WASHERS)



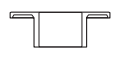
| Size | Item No. | Master Qty | Skid Qty | List |
|---------------|----------|------------|----------|--------|
| 1 1/4 x 1 1/2 | 02220 | 25 | 700 | 236.29 |
| 1 1/2 | 02220 | 25 | 700 | 236.29 |

DRUM TRAP, W/ CLEANOUT STYLE NO. A720X H x H (W/PLUG)



| Size | Item No. | Master Qty | Skid Qty | List |
|---------------|----------|------------|----------|--------|
| 3 x 6 x 1 1/2 | 03100 | 15 | 420 | 345.33 |

CLOSET FLANGE STYLE NO. A800 H (ONE PIECE WITH SLOTS)



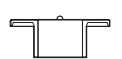
| Size | Item No. | Master Qty | Skid Qty | List |
|-------|----------|------------|----------|--------|
| 4 x 4 | 02902 | 25 | 700 | 106.75 |

CLOSET FLANGE W/ STOP - HUB STYLE NO. A800S H (ONE PIECE WITH SLOTS)



| Size | Item No. | Master Qty | Skid Qty | List |
|-------|----------|------------|----------|--------|
| 4 x 3 | 02903 | 25 | 700 | 107.47 |

CLOSET FLANGE - HUB W/ KNOCK OUT STYLE NO. A800KO H (ONE PIECE WITH SLOTS)




| Size | Item No. | Master Qty | Skid Qty | List |
|-------|----------|------------|----------|--------|
| 4 x 3 | 02254 | 25 | 700 | 130.22 |

CLOSET FLANGE, SPIGOT, REDUCING STYLE NO. A801 SP (ONE PIECE PLASTIC)




| Size | Item No. | Master Qty | Skid Qty | List |
|-------|----------|------------|----------|--------|
| 4 x 3 | 02919 | 25 | 875 | 143.77 |

CLOSET FLANGE - MALE STYLE NO. A808 MPT




| Size | Item No. | Master Qty | Skid Qty | List |
|-------|----------|------------|----------|--------|
| 4 x 3 | 02260 | 25 | 700 | 109.33 |

CLOSET FLANGE - HUB, ADJUSTABLE PLASTIC RING STYLE NO. A810 H (W / SLOTS)



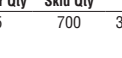
| Size | Item No. | Master Qty | Skid Qty | List |
|-------|----------|------------|----------|--------|
| 4 x 4 | 02256 | 25 | 700 | 344.74 |

CLOSET FLANGE, W/ STOP, ADJUSTABLE, W/ PLASTIC RING STYLE NO. A810S H (W / SLOTS)



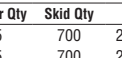
| Size | Item No. | Master Qty | Skid Qty | List |
|-------|----------|------------|----------|--------|
| 4 x 3 | 02251 | 25 | 700 | 338.13 |

CLOSET FLANGE, ADJUSTABLE, W/ METAL RING, EPOXY COATED STYLE NO. A811 H (W / SLOTS)



| Size | Item No. | Master Qty | Skid Qty | List |
|-------|----------|------------|----------|--------|
| 4 x 3 | 02227 | 25 | 700 | 252.18 |
| 4 x 4 | 02226 | 25 | 700 | 229.71 |

CLOSET FLANGE, SPIGOT, ADJUSTABLE, W/ METAL RING, EPOXY COATED STYLE NO. A812 SP



| Size | Item No. | Master Qty | Skid Qty | List |
|-------|----------|------------|----------|--------|
| 4 x 3 | 02228 | 25 | 875 | 275.20 |
| 4 x 4 | 02229 | 25 | 700 | 297.51 |

CLOSET FLANGE, SPIGOT, ADJUSTABLE, W/ PLASTIC RING STYLE NO. A812P SP



| Size | Item No. | Master Qty | Skid Qty | List |
|-------|----------|------------|----------|--------|
| 4 x 3 | 02252 | 25 | 875 | 399.34 |

FLUSH CLOSET FLANGE STYLE NO. A815 H (FITS OVER 3" OR INSIDE 4" SCH 40 DWV PIPE)



| Size | Item No. | Master Qty | Skid Qty | List |
|---------------|----------|------------|----------|--------|
| 4 x 4 / 4 x 3 | 02255 | 25 | 875 | 298.15 |

OFFSET CLOSET FLANGE, ADJUSTABLE, W/ METAL RING, EPOXY COATED STYLE NO. A820 H



| Size | Item No. | Master Qty | Skid Qty | List |
|-------|----------|------------|----------|--------|
| 4 x 3 | 02920 | 15 | 525 | 352.90 |

ABS DWV FITTINGS

OFFSET CLOSET FLANGE - HUB, ADJ PLASTIC RING STYLE NO. A820P

| Size | Item No. | Master Qty | Skid Qty | List |
|-------|----------|------------|----------|--------|
| 4 x 3 | 03040 | 15 | 525 | 568.86 |

CLOSET FLANGE - SPIGOT, ADJ METAL RING, EXTND 4" SPIGOT STYLE NO. A824

| Size | Item No. | Master Qty | Skid Qty | List |
|------|----------|------------|----------|--------|
| 4 | 02210 | 20 | 360 | 483.28 |

SWIVEL TRAY PLUG ADAPTER W/ WASHER STYLE NO. A900

| Size | Item No. | Master Qty | Skid Qty | List |
|-------|----------|------------|----------|-------|
| 1 1/2 | 03418 | 30 | 4,320 | 92.54 |

EXTENDED SWIVEL TRAY PLUG ADAPTER W/ WASHER STYLE NO. A900X



SP X NPSM Thread (EXTENDED)

| Size | Item No. | Master Qty | Skid Qty | List |
|-------|----------|------------|----------|--------|
| 1 1/2 | 03013 | 10 | 2,880 | 118.74 |

SWIVEL TRAY PLUG ADAPTER W/ WASHER STYLE NO. A910



H X NPSM Thread

| Size | Item No. | Master Qty | Skid Qty | List |
|-------|----------|------------|----------|--------|
| 1 1/2 | 03421 | 30 | 4,320 | 104.49 |