

ABS DWV FITTINGS

UW ADF0921

Effective September 10, 2021
(Supersedes UW ADF0821)

The issuance of this price list is not an offer to sell the goods listed herein at the prices stated.

COUPLING
STYLE NO. A100
H x H



Size	Item No.	Master Qty	Skid Qty	List
1 1/4	02932	100	4,500	24.74
1 1/2	02933	100	5,600	12.61
2	02934	100	4,900	15.79
3	02935	60	1,080	47.41
4	02936	25	700	79.14
6	03143	15	180	331.45

FEMALE ADAPTER
STYLE NO. A101
H x FPT



Size	Item No.	Master Qty	Skid Qty	List
1 1/2	02866	100	5,600	21.63
2	02867	100	4,900	34.05
3	02869	30	1,470	91.14
4	03396	10	560	104.14
6	03147	10	180	398.38

PIPE INCREASER / REDUCER
STYLE NO. A102
H x H



Size	Item No.	Master Qty	Skid Qty	List
2 x 1 1/2	02948	25	3,600	33.67
3 x 1 1/2	02949	25	1,400	99.77
3 x 2	02950	20	1,600	79.95
4 x 2	02951	10	800	166.49
4 x 3	02952	20	1,120	149.21

TRAP ADAPTER, MALE, W/ 1 PIECE POLY NUT
STYLE NO. A103P
SP x SJ



Size	Item No.	Master Qty	Skid Qty	List
1 1/2	03393	50	5,600	31.02
1 1/2 x 1 1/4	03379	75	6,000	42.79

TRAP ADAPTER, MALE, W/ PLASTIC NUT & 1 1/2 X 1 1/4 WASHER
STYLE NO. A103R
SP x SJ



Size	Item No.	Master Qty	Skid Qty	List
1 1/2 x 1 1/4	03389	50	5,600	34.76
1 1/2	03389	50	5,600	34.76

TRAP ADAPTER, MALE, W/ PLASTIC NUT & WASHER
STYLE NO. A103W
SP x SJ



Size	Item No.	Master Qty	Skid Qty	List
1 1/2	03410	50	5,600	36.49
1 1/2 x 1 1/4	03409	75	6,000	47.33

TRAP ADAPTER, MALE, W/ CHROME NUT & WASHER
STYLE NO. A103X
SP x SJ



Size	Item No.	Master Qty	Skid Qty	List
1 1/2 x 1 1/4	03378	100	8,000	50.52

TRAP ADAPTER, FEMALE, W/ 1 PIECE POLY NUT
STYLE NO. A104P
H x SJ



Size	Item No.	Master Qty	Skid Qty	List
1 1/2	03377	50	5,600	32.60
1 1/2 x 1 1/4	03395	50	5,600	38.14

TRAP ADAPTER, FEMALE, W/ PLASTIC NUT & WASHER
STYLE NO. A104W
H x SJ



Size	Item No.	Master Qty	Skid Qty	List
1 1/2	03383	50	5,600	32.82
2	03382	25	3,600	20.79
1 1/2 x 1 1/4	03384	50	5,600	42.96

TRAP ADAPTER, FEMALE, W/ CHROME NUT & WASHER
STYLE NO. A104X
H x SJ

Size	Item No.	Master Qty	Skid Qty	List
1 1/2	03376	50	5,600	57.04

FITTING CLEANOUT ADAPTER
STYLE NO. A105
SP x FPT



Size	Item No.	Master Qty	Skid Qty	List
1 1/2	02922	50	7,200	26.54
2	02923	50	4,000	36.73
3	02924	25	1,225	92.68
4	02925	10	560	173.68

FITTING CLEANOUT ADAPTER W/ CO PLUG
STYLE NO. A105X
SP x FPT



Size	Item No.	Master Qty	Skid Qty	List
1 1/2	03001	50	5,600	44.49
2	03002	50	2,800	56.34
3	03003	25	875	124.53
4	03004	10	560	228.85

CLEANOUT PLUG
STYLE NO. A106
MPT



Size	Item No.	Master Qty	Skid Qty	List
1 1/2	02938	50	7,200	17.91
2	02939	50	7,200	19.59
2 1/2	02940	25	3,600	59.88
3	02941	25	3,600	31.86
3 1/2	02943	30	3,360	129.75
4	02942	30	2,400	55.18
6	03146	10	800	186.71

FLUSH BUSHING
STYLE NO. A107
SP x H STYLE #3



Size	Item No.	Master Qty	Skid Qty	List
1 1/2 x 1 1/4	02904	100	14,400	72.51
2 x 1 1/4	02905	50	7,200	34.32
2 x 1 1/2	02906	50	7,200	19.24
3 x 1 1/2	02907	30	2,400	84.12
3 x 2	02908	30	2,400	52.62
4 x 2	02910	30	1,470	156.29
4 x 3	02909	30	1,470	82.80

FLANGE BUSHING W/ TUBE STOP
STYLE NO. A107S
SP x H STYLE #1



Size	Item No.	Master Qty	Skid Qty	List
6 x 4	03144	10	490	438.95

FLUSH BUSHING
STYLE NO. A108
S x FPT STYLE #3



Size	Item No.	Master Qty	Skid Qty	List
2 x 1 1/2	02913	50	7,200	64.32

MALE ADAPTER
STYLE NO. A109
H x MPT



Size	Item No.	Master Qty	Skid Qty	List
1 1/2	02927	50	7,200	18.37
2	02928	50	5,600	32.12
3	02929	25	1,400	86.15
4	02930	25	875	174.85

C/O PLUG, FLUSH
STYLE NO. A110
H x MPT



Size	Item No.	Master Qty	Skid Qty	List
2	03017	25	7,200	93.07
3	03038	50	7,200	106.24
4	03015	25	3,600	113.37

MALE FITTINGS ADAPTER
STYLE NO. A111
SP x MPT



Size	Item No.	Master Qty	Skid Qty	List
1 1/2	03386	50	7,200	52.97
2	03385	25	3,600	109.39

TRAY PLUG ADAPTER, SPIGOT
STYLE NO. A113S
SP x NPSM



Size	Item No.	Master Qty	Skid Qty	List
1 1/2	03419	50	2,450	49.07

CAP THREADED
STYLE NO. A114
FPT



Size	Item No.	Master Qty	Skid Qty	List
1 1/2	02993	15	5,400	36.58

CAP SOCKET
STYLE NO. A116
H



Size	Item No.	Master Qty	Skid Qty	List
1 1/2	02977	10	2,880	41.84
2	02978	5	1,800	57.87
3	02979	10	1,440	119.58
4	02980	5	560	116.96
6	03057	3	105	267.04

ADAPTER COUPLING
STYLE NO. A117
S/D H x DWV H ADAPTS SEWER & DRAIN PIPE TO DWV PIPE



Size	Item No.	Master Qty	Skid Qty	List
4	02963	20	1,120	209.65
4 x 3	02962	20	1,120	117.20

ADAPTER BUSHING
STYLE NO. A118
DWV SP x SD H (Adapts DWV Hub to S/D Spigot)



Size	Item No.	Master Qty	Skid Qty	List
3	02990	25	2,800	75.10
4	02991	10	1,440	85.82

NO HUB ADAPTER
STYLE NO. A119
NO H x H (Adapts CI NO HUB TO DWV PIPE)



Size	Item No.	Master Qty	Skid Qty	List
2	02954	25	3,600	64.13
3	02955	20	1,600	119.26
4	02956	15	840	172.87

HUB ADAPTER, CAST IRON
STYLE NO. A123
SP X H (ADAPTS CI HUB TO DWV PIPE)



Size	Item No.	Master Qty	Skid Qty	List
2 x 2	02957	20	1,600	211.05
4 x 4	02959	20	360	311.08

REPAIR COUPLING
STYLE NO. A130
H x H



Size	Item No.	Master Qty	Skid Qty	List
1 1/2	02965	25	3,600	83.48
2	02966	25	3,600	44.49
3	02967	10	1,120	110.48
4	02968	5	560	212.39

SLIP JOINT NUT
STYLE NO. A140
NPSM Thread



Size	Item No.	Master Qty	Skid Qty	List
1 1/2	02744	100	11,200	12.53

SLIP JOINT WASHER
STYLE NO. A141
(FOR USE WITH 1 1/4 SJ NUT)



Size	Item No.	Master Qty	Skid Qty	List
1 1/2	02747	600	10,800	4.80

ABS DWV FITTINGS

1/4 BEND STYLE NO. A300



Size	Item No.	Master Qty	Skid Qty	List
1 1/2	02876	100	2,800	24.49
2	02877	50	1,400	37.70
3	02878	25	450	94.99
4	02879	10	180	194.73
6	03130	5	60	830.30

1/4 BEND, REDUCING STYLE NO. A300R



Size	Item No.	Master Qty	Skid Qty	List
2 x 1 1/2	03092	10	1,440	162.20

1/4 BEND, W/ SIDE INLET STYLE NO. A300S



Size	Item No.	Master Qty	Skid Qty	List
3 x 3 x 2	03070	10	350	269.83

1/4 BEND, STREET STYLE NO. A302



Size	Item No.	Master Qty	Skid Qty	List
1 1/2	02880	100	3,500	31.51
2	02881	50	1,750	52.72
3	02882	20	560	115.79
4	02883	10	180	231.57

1/4 BEND, W/ LOW HEEL INLET STYLE NO. A303



Size	Item No.	Master Qty	Skid Qty	List
3 x 3 x 2	03042	25	400	159.58
4 x 4 x 2	03043	15	180	467.62

LONG SWEEP, 1/4 BEND STYLE NO. A304



Size	Item No.	Master Qty	Skid Qty	List
1 1/2	02871	50	1,750	43.40
2	02872	25	1,225	52.78
3	02873	10	350	129.10
4	02874	5	175	220.42

LONG SWEEP, 1/4 BEND W/ LOW HEEL INLET STYLE NO. A307



Size	Item No.	Master Qty	Skid Qty	List
3 x 3 x 1 1/2	03025	25	300	316.48
3 x 3 x 2	03024	25	300	252.74

LONG SWEEP, 1/4 BEND, STREET STYLE NO. A309



Size	Item No.	Master Qty	Skid Qty	List
1 1/2	03060	50	2,450	55.04
2	03061	25	1,225	68.00
3	03063	20	360	233.10

1/4 BEND, STREET W/ LOW HEEL INLET STYLE NO. A310



Size	Item No.	Master Qty	Skid Qty	List
3 x 3 x 2	03026	15	420	229.03

1/6 BEND STYLE NO. A319



Size	Item No.	Master Qty	Skid Qty	List
1 1/2	02895	40	3,200	43.15
2	02896	25	1,400	61.25
3	02897	20	560	196.71
4	02982	10	280	296.93

1/6 BEND, STREET STYLE NO. A320



Size	Item No.	Master Qty	Skid Qty	List
1 1/2	03020	40	3,200	135.55
2	03021	25	2,000	134.17
3	03022	20	700	384.13

1/8 BEND STYLE NO. A321



Size	Item No.	Master Qty	Skid Qty	List
1 1/2	02885	100	3,500	22.36
2	02886	50	1,750	34.66
3	02887	20	560	83.07
4	02888	10	280	156.07
6	03132	3	84	694.93

1/8 BEND, STREET STYLE NO. A323



Size	Item No.	Master Qty	Skid Qty	List
1 1/2	02890	100	3,500	27.95
2	02891	50	1,750	37.09
3	02892	20	700	91.55
4	02893	10	280	158.67
6	03133	3	84	871.21

1/16 BEND STYLE NO. A324



Size	Item No.	Master Qty	Skid Qty	List
1 1/2	02899	50	4,000	32.68
2	02900	25	2,000	37.25
3	02901	20	700	95.73
4	02983	15	420	145.76
6	02988	3	84	1,737.47

1/16 BEND, STREET STYLE NO. A326



Size	Item No.	Master Qty	Skid Qty	List
1 1/2	02984	50	4,000	93.02
2	02985	25	2,800	84.15
3	02986	20	700	142.71
4	02987	10	490	249.03

DOUBLE 1/4 BEND STYLE NO. A327



Size	Item No.	Master Qty	Skid Qty	List
1 1/2	03045	20	1,600	116.96
2	03046	25	875	146.61
3	03047	10	280	541.35
2 x 1 1/2 x 1 1/2	03049	25	1,400	160.02

CLOSET BEND, REDUCING STYLE NO. A329



Size	Item No.	Master Qty	Skid Qty	List
3 x 4	03093	10	280	146.58

CLOSET BEND, REDUCING STYLE NO. A330



Size	Item No.	Master Qty	Skid Qty	List
3 x 4	03107	10	280	257.00

CLOSET BEND, REDUCING, W/ TEST CAP STYLE NO. A330X



Size	Item No.	Master Qty	Skid Qty	List
3 x 4	03108	10	280	278.01

VENT ELBOW STYLE NO. A331



Size	Item No.	Master Qty	Skid Qty	List
1 1/2	03084	20	2,880	43.86
2	03085	30	1,680	72.59
3	03086	25	700	179.97

VENT ELBOW, STREET STYLE NO. A333



Size	Item No.	Master Qty	Skid Qty	List
1 1/2	03088	25	2,800	43.84
2	03089	20	2,240	67.66

SANITARY TEE STYLE NO. A400



Size	Item No.	Master Qty	Skid Qty	List
1 1/2	02752	100	1,800	36.23
2	02753	35	980	55.80
3	02754	30	360	151.59
4	02755	5	140	269.54
6	02756	6	72	1,344.67

SANITARY TEE, REDUCING STYLE NO. A401



Size	Item No.	Master Qty	Skid Qty	List
2 x 1 1/2 x 1 1/2	02761	25	1,225	49.67
2 x 1 1/2 x 2	02760	25	875	55.84
2 x 2 x 1 1/2	02758	50	900	48.55
3 x 3 x 1 1/2	02764	20	560	104.35
3 x 3 x 2	02763	10	490	120.76
4 x 4 x 2	02765	10	280	289.52
4 x 4 x 3	02766	10	180	296.45
6 x 6 x 4	02768	6	72	1,523.01

SANITARY TEE, STREET STYLE NO. A403



Size	Item No.	Master Qty	Skid Qty	List
1 1/2	03112	20	1,600	89.98
2	03113	25	875	121.66
3	03114	30	360	208.51
4	03120	10	160	634.82

SANITARY TEE, STREET, REDUCING STYLE NO. A404



Size	Item No.	Master Qty	Skid Qty	List
2 x 1 1/2 x 1 1/2	03115	25	1,225	90.37
2 x 1 1/2 x 2	03116	25	875	149.77
2 x 2 x 1 1/2	03117	50	1,400	97.22
3 x 3 x 1 1/2	03118	10	490	298.45
3 x 3 x 2	03119	20	560	249.25

SANITARY TEE W/ LEFT SIDE INLET STYLE NO. A416



Size	Item No.	Master Qty	Skid Qty	List
3 x 3 x 3 x 1 1/2	02781	10	280	357.82
3 x 3 x 3 x 2	02782	10	280	344.78

SANITARY TEE W/ RIGHT SIDE INLET STYLE NO. A417



Size	Item No.	Master Qty	Skid Qty	List
3 x 3 x 3 x 1 1/2	02795	10	280	357.82
3 x 3 x 3 x 2	02796	10	280	344.78

SANITARY TEE W/ RIGHT & LEFT SIDE INLET STYLE NO. A418



Size	Item No.	Master Qty	Skid Qty	List
3 x 3 x 3 x 2 x 2	02811	5	245	484.82

DOUBLE SANITARY TEE STYLE NO. A428



Size	Item No.	Master Qty	Skid Qty	List
1 1/2	02812	25	1,225	103.20
2	02813	20	700	137.07
3	02814	20	240	358.91
4	02815	4	112	677.77

DOUBLE SANITARY TEE, REDUCING STYLE NO. A429



Size	Item No.	Master Qty	Skid Qty	List
2 x 2 x 1 1/2 x 1 1/2	02817	20	980	98.00
3 x 3 x 1 1/2 x 1 1/2	02818	20	360	423.14
3 x 3 x 2 x 2	02820	10	350	260.87
4 x 4 x 2 x 2	02240	5	245	688.11
4 x 4 x 3 x 3	02821	5	140	661.91

ABS DWV FITTINGS

VENT TEE STYLE NO. A441 ALL HUB



Size	Item No.	Master Qty	Skid Qty	List
1 1/2	03403	25	2,000	109.98
2	03404	25	1,225	91.23
3	03405	10	490	303.87

CLEANOUT TEE WITH PLUG STYLE NO. A444X H x H x FPT



Size	Item No.	Master Qty	Skid Qty	List
1 1/2	02997	10	1,440	104.12
2	02998	10	1,120	114.08
3	02999	10	490	208.68
4	03000	5	175	440.66

FLUSH CLEANOUT TEE STYLE NO. A445 H x H x FPT



Size	Item No.	Master Qty	Skid Qty	List
1 1/2	03413	20	2,240	86.17
2	03414	20	980	94.52
3	03415	10	490	176.84
4	03416	10	180	385.45

TWO-WAY CLEANOUT STYLE NO. A448 ALL HUB



Size	Item No.	Master Qty	Skid Qty	List
3	02237	10	180	315.30
4	02238	5	90	498.61

DOUBLE FIXTURE FITTING STYLE NO. A500 ALL HUB



Size	Item No.	Master Qty	Skid Qty	List
2	02246	20	560	209.47
3	02249	10	160	484.38
2 x 1 1/2 x 1 1/2 x 1 1/2	02247	20	700	142.40
2 x 1 1/2 x 2 x 2	02248	20	560	219.74
2 x 2 x 1 1/2 x 1 1/2	02244	20	700	161.76
3 x 2 x 3 x 3	02250	10	160	580.14

COMBINATION WYE & 1/8 BEND - ONE PIECE STYLE NO. A501 ALL HUB



Size	Item No.	Master Qty	Skid Qty	List
1 1/2	02853	50	900	93.99
2	02858	20	560	95.73
3	02852	10	180	227.23
4	02860	10	120	475.13

COMBINATION WYE & 1/8 BEND, REDUCING - ONE PIECE STYLE NO. A502 ALL HUB



Size	Item No.	Master Qty	Skid Qty	List
2 x 1 1/2 x 1 1/2	02835	5	720	145.51
2 x 2 x 1 1/2	02865	20	980	104.63
3 x 3 x 1 1/2	02837	15	420	257.00
3 x 3 x 2	02857	10	350	147.66
4 x 4 x 2	02863	5	175	265.97
4 x 4 x 3	02864	5	140	341.21

WYE STYLE NO. A600 ALL HUB



Size	Item No.	Master Qty	Skid Qty	List
1 1/2	02822	50	1,400	65.55
2	02823	25	875	78.35
3	02824	25	300	168.51
4	02825	5	140	342.68
6	03135	4	48	1,031.08

WYE, REDUCING STYLE NO. A601 ALL HUB



Size	Item No.	Master Qty	Skid Qty	List
2 x 1 1/2 x 1 1/2	02831	25	1,225	104.82
2 x 1 1/2 x 2	02832	10	800	193.01
2 x 2 x 1 1/2	02826	25	1,225	88.98
3 x 3 x 1 1/2	02827	15	525	162.28
3 x 3 x 2	02828	25	400	118.35
4 x 4 x 1 1/2	02833	5	175	558.30
4 x 4 x 2	02829	10	180	218.68
4 x 4 x 3	02830	10	160	295.82
6 x 6 x 4	03137	5	60	932.71

WYE, STREET STYLE NO. A602 SP x H x H



Size	Item No.	Master Qty	Skid Qty	List
1 1/2	03367	50	1,800	53.93
2	03368	30	840	136.20
3	03369	10	280	335.92
4	03370	5	140	454.42

WYE, STREET, REDUCING STYLE NO. A603 SP x H x H



Size	Item No.	Master Qty	Skid Qty	List
3 x 3 x 2	03373	30	480	294.97
4 x 4 x 3	03375	10	160	525.87

DOUBLE WYE STYLE NO. A611 ALL HUB



Size	Item No.	Master Qty	Skid Qty	List
1 1/2	02838	40	1,120	184.22
2	02839	20	560	219.90
3	02840	15	180	494.23
4	02841	5	80	967.70

DOUBLE WYE, REDUCING STYLE NO. A612 ALL HUB



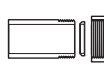
Size	Item No.	Master Qty	Skid Qty	List
2 x 2 x 1 1/2 x 1 1/2	02847	10	560	209.93
3 x 3 x 2 x 2	02844	10	280	344.13
4 x 4 x 3 x 3	02846	5	90	801.04

RETURN BEND STYLE NO. A700 H x H



Size	Item No.	Master Qty	Skid Qty	List
1 1/2	03466	20	1,600	79.67
2	03467	35	630	88.75
3	03468	10	280	650.30
4	03469	5	140	

TAIL PIECE ADAPTER W/ 2 SIZE SJ WASHERS STYLE NO. A704P H x H



Size	Item No.	Master Qty	Skid Qty	List
1 1/2 x 1 1/4	02975	25	3,600	89.05
1 1/2	02975	25	3,600	89.05

P-TRAP W/ SOLVENT WELD JOINT STYLE NO. A706X H x H



Size	Item No.	Master Qty	Skid Qty	List
1 1/2	02214	25	1,225	84.32
2	02222	20	560	102.34
3	02230	10	180	439.37
4	02231	4	72	805.88

P-TRAP W/ SOLVENT WELD JOINT & CLEAN OUT STYLE NO. A707X H x H



Size	Item No.	Master Qty	Skid Qty	List
1 1/2	02223	10	1,120	127.24
2	02224	10	560	363.70

P-TRAP W/ UNION STYLE NO. A708P H x H



Size	Item No.	Master Qty	Skid Qty	List
1 1/2	02215	25	875	113.37
2	02216	20	560	207.35

LA P-TRAP W/ UNION & 1 PC POLY NUT STYLE NO. A711M SJ x H



Size	Item No.	Master Qty	Skid Qty	List
1 1/2	02221	25	700	180.41

LA P-TRAP W/ UNION & 2 SIZE SJ WASHERS STYLE NO. A711P SJ x H (FURNISHED W/BOTH SIZE SJ WASHERS)



Size	Item No.	Master Qty	Skid Qty	List
1 1/4 x 1 1/2	02220	25	700	217.39
1 1/2	02220	25	700	217.39

DRUM TRAP, W/ CLEANOUT STYLE NO. A720X H x H (W/PLUG)



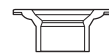
Size	Item No.	Master Qty	Skid Qty	List
3 x 6 x 1 1/2	03100	15	420	317.70

CLOSET FLANGE STYLE NO. A800 H (ONE PIECE WITH SLOTS)



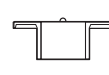
Size	Item No.	Master Qty	Skid Qty	List
4 x 4	02902	25	700	98.21

CLOSET FLANGE W/ STOP - HUB STYLE NO. A800S H (ONE PIECE WITH SLOTS)



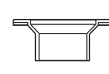
Size	Item No.	Master Qty	Skid Qty	List
4 x 3	02903	25	700	98.87

CLOSET FLANGE - HUB W/ KNOCK OUT STYLE NO. A800KO H (ONE PIECE WITH SLOTS)



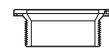
Size	Item No.	Master Qty	Skid Qty	List
4 x 3	02254	25	700	119.80

CLOSET FLANGE, SPIGOT, REDUCING STYLE NO. A801 SP (ONE PIECE PLASTIC)



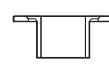
Size	Item No.	Master Qty	Skid Qty	List
4 x 3	02919	25	875	132.27

CLOSET FLANGE - MALE STYLE NO. A808 MPT



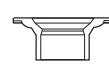
Size	Item No.	Master Qty	Skid Qty	List
4 x 3	02260	25	700	100.58

CLOSET FLANGE - HUB, ADJUSTABLE PLASTIC RING STYLE NO. A810 H (W / SLOTS)



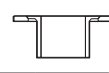
Size	Item No.	Master Qty	Skid Qty	List
4 x 4	02256	25	700	317.16

CLOSET FLANGE, W/ STOP, ADJUSTABLE, W/ PLASTIC RING STYLE NO. A810S H (W / SLOTS)



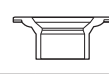
Size	Item No.	Master Qty	Skid Qty	List
4 x 3	02251	25	700	311.08

CLOSET FLANGE, ADJUSTABLE, W/ METAL RING, EPOXY COATED STYLE NO. A811 H (W / SLOTS)



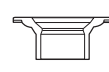
Size	Item No.	Master Qty	Skid Qty	List
4 x 3	02227	25	700	232.01
4 x 4	02226	25	700	211.33

CLOSET FLANGE, SPIGOT, ADJUSTABLE, W/ METAL RING, EPOXY COATED STYLE NO. A812 SP



Size	Item No.	Master Qty	Skid Qty	List
4 x 3	02228	25	875	253.18
4 x 4	02229	25	700	273.71

CLOSET FLANGE, SPIGOT, ADJUSTABLE, W/ PLASTIC RING STYLE NO. A812P SP



Size	Item No.	Master Qty	Skid Qty	List
4 x 3	02252	25	875	367.39

FLUSH CLOSET FLANGE STYLE NO. A815 H (FITS OVER 3" OR INSIDE 4" SCH 40 DWV PIPE)



Size	Item No.	Master Qty	Skid Qty	List
4 x 4 / 4 x 3	02255	25	875	274.30

OFFSET CLOSET FLANGE, ADJUSTABLE, W/ METAL RING, EPOXY COATED STYLE NO. A820 H



Size	Item No.	Master Qty	Skid Qty	List
4 x 3	02920	15	525	324.67

ABS DWV FITTINGS

OFFSET CLOSET FLANGE - HUB, ADJ PLASTIC RING STYLE NO. A820P

Size	Item No.	Master Qty	Skid Qty	List
4 x 3	03040	15	525	523.35

CLOSET FLANGE - SPIGOT, ADJ METAL RING, EXTND 4" SPIGOT STYLE NO. A824

Size	Item No.	Master Qty	Skid Qty	List
4	02210	20	360	444.62

SWIVEL TRAY PLUG ADAPTER W/ WASHER STYLE NO. A900

Size	Item No.	Master Qty	Skid Qty	List
1 1/2	03418	30	4,320	85.14

EXTENDED SWIVEL TRAY PLUG ADAPTER W/ WASHER STYLE NO. A900X



SP X NPSM Thread (EXTENDED)

Size	Item No.	Master Qty	Skid Qty	List
1 1/2	03013	10	2,880	109.24

SWIVEL TRAY PLUG ADAPTER W/ WASHER STYLE NO. A910



H X NPSM Thread

Size	Item No.	Master Qty	Skid Qty	List
1 1/2	03421	30	4,320	96.13