

ABS DWV FITTINGS

UW ADF0619

Effective June 3, 2019
(Supersedes UW ADF0119)

The issuance of this price list is not an offer to sell the goods listed herein at the prices stated.

COUPLING STYLE NO. A100 H x H



Size	Item No.	Master Qty	Skid Qty	List
1 1/4	02932	50	4,500	7.34
1 1/2	02933	100	5,600	4.40
2	02934	100	4,900	5.51
3	02935	60	1,080	16.57
4	02936	25	700	27.78
6	03143	15	180	116.42

FEMALE ADAPTER STYLE NO. A101 H x FPT



Size	Item No.	Master Qty	Skid Qty	List
1 1/2	02866	100	5,600	7.60
2	02867	100	4,900	11.96
3	02869	30	1,470	32.01
4	03396	10	560	36.59
6	03147	10	180	139.91

PIPE INCREASER / REDUCER STYLE NO. A102 H x H



Size	Item No.	Master Qty	Skid Qty	List
2 x 1 1/2	02948	25	3,600	11.82
3 x 1 1/2	02949	25	1,400	35.04
3 x 2	02950	20	1,600	28.08
4 x 2	02951	10	800	58.47
4 x 3	02952	20	1,120	52.40

TRAP ADAPTER, MALE, W/ 1 PIECE POLY NUT STYLE NO. A103P SP x SJ



Size	Item No.	Master Qty	Skid Qty	List
1 1/2	03393	50	5,600	10.89
1 1/2 x 1 1/4	03379	75	6,000	15.03

TRAP ADAPTER, MALE, W/ PLASTIC NUT & 1 1/2 X 1 1/4 WASHER STYLE NO. A103R SP x SJ



Size	Item No.	Master Qty	Skid Qty	List
1 1/2 x 1 1/4	03389	50	5,600	12.22
1 1/2	03389	50	5,600	12.22

TRAP ADAPTER, MALE, W/ PLASTIC NUT & WASHER STYLE NO. A103W SP x SJ



Size	Item No.	Master Qty	Skid Qty	List
1 1/2	03410	50	5,600	12.26
1 1/2 x 1 1/4	03409	75	6,000	14.05

TRAP ADAPTER, MALE, W/ CHROME NUT & WASHER STYLE NO. A103X SP x SJ



Size	Item No.	Master Qty	Skid Qty	List
1 1/2 x 1 1/4	03378	100	8,000	14.99

TRAP ADAPTER, FEMALE, W/ 1 PIECE POLY NUT STYLE NO. A104P H x SJ



Size	Item No.	Master Qty	Skid Qty	List
1 1/2	03377	50	5,600	11.45
1 1/2 x 1 1/4	03395	50	5,600	13.39

TRAP ADAPTER, FEMALE, W/ PLASTIC NUT & WASHER STYLE NO. A104W H x SJ



Size	Item No.	Master Qty	Skid Qty	List
1 1/2	03383	50	5,600	11.53
2	03382	25	3,600	19.13
1 1/2 x 1 1/4	03384	50	5,600	13.94

TRAP ADAPTER, FEMALE, W/ CHROME NUT & WASHER STYLE NO. A104X H x SJ

Size	Item No.	Master Qty	Skid Qty	List
1 1/2	03376	50	5,600	16.92

FITTING CLEANOUT ADAPTER STYLE NO. A105 SP x FPT



Size	Item No.	Master Qty	Skid Qty	List
1 1/2	02922	50	7,200	9.33
2	02923	50	4,000	12.90
3	02924	25	1,225	32.55
4	02925	10	560	61.00

FITTING CLEANOUT ADAPTER W/ CO PLUG STYLE NO. A105X SP x FPT



Size	Item No.	Master Qty	Skid Qty	List
1 1/2	03001	50	5,600	15.62
2	03002	50	2,800	19.76
3	03003	25	875	43.74
4	03004	10	560	80.38

CLEANOUT PLUG STYLE NO. A106 MPT



Size	Item No.	Master Qty	Skid Qty	List
1 1/2	02938	50	7,200	6.29
2	02939	50	7,200	6.86
2 1/2	02940	25	3,600	21.02
3	02941	25	3,600	11.19
3 1/2	02943	30	3,360	45.59
4	02942	30	2,400	19.38
6	03146	10	800	65.56

FLUSH BUSHING STYLE NO. A107 SP x H STYLE #3



Size	Item No.	Master Qty	Skid Qty	List
1 1/2 x 1 1/4	02904	100	14,400	23.54
2 x 1 1/4	02905	50	7,200	10.18
2 x 1 1/2	02906	50	7,200	6.73
3 x 1 1/2	02907	30	2,400	29.54
3 x 2	02908	30	2,400	18.42
4 x 2	02910	30	1,470	54.89
4 x 3	02909	30	1,470	29.08

FLANGE BUSHING W/ TUBE STOP STYLE NO. A107S SP x H STYLE #1



Size	Item No.	Master Qty	Skid Qty	List
6 x 4	03144	10	490	154.17

FLUSH BUSHING STYLE NO. A108 S x FPT STYLE #3



Size	Item No.	Master Qty	Skid Qty	List
2 x 1 1/2	02913	50	7,200	19.09

MALE ADAPTER STYLE NO. A109 H x MPT



Size	Item No.	Master Qty	Skid Qty	List
1 1/2	02927	50	5,600	6.45
2	02928	50	5,600	11.28
3	02929	25	1,400	30.26
4	02930	25	875	61.41

C/O PLUG, FLUSH STYLE NO. A110 H x MPT



Size	Item No.	Master Qty	Skid Qty	List
2	03017	25	7,200	32.68
3	03038	50	7,200	37.31
4	03015	25	3,600	39.82

MALE FITTINGS ADAPTER STYLE NO. A111 SP x MPT



Size	Item No.	Master Qty	Skid Qty	List
1 1/2	03386	50	7,200	18.61
2	03385	25	3,600	38.43

TRAY PLUG ADAPTER, SPIGOT STYLE NO. A113S SP x NPSM



Size	Item No.	Master Qty	Skid Qty	List
1 1/2	03419	50	2,450	15.92

CAP THREADED STYLE NO. A114 FPT



Size	Item No.	Master Qty	Skid Qty	List
1 1/2	02993	15	5,400	12.84

CAP SOCKET STYLE NO. A116 H



Size	Item No.	Master Qty	Skid Qty	List
1 1/2	02977	10	2,880	14.69
2	02978	5	1,800	20.31
3	02979	10	1,440	42.00
4	02980	5	560	41.09
6	03057	5	360	85.76

ADAPTER COUPLING STYLE NO. A117 S/D H x DWV H ADAPTS SEWER & DRAIN PIPE TO DWV PIPE



Size	Item No.	Master Qty	Skid Qty	List
4	02963	10	420	62.22
4 x 3	02962	20	1,120	41.17

ADAPTER BUSHING STYLE NO. A118 DWV SP x SD H (Adapts DWV Hub to S/D Spigot)



Size	Item No.	Master Qty	Skid Qty	List
3	02990	25	2,000	22.29
4	02991	10	1,440	30.14

NO HUB ADAPTER STYLE NO. A119 NO H x H (Adapts CI NO HUB TO DWV PIPE)



Size	Item No.	Master Qty	Skid Qty	List
2	02954	25	3,600	22.51
3	02955	20	1,600	41.89
4	02956	15	840	60.71

HUB ADAPTER, CAST IRON STYLE NO. A123 SP X H (ADAPTS CI HUB TO DWV PIPE)



Size	Item No.	Master Qty	Skid Qty	List
2 x 2	02957	20	1,600	62.62
4 x 4	02959	20	480	92.31

REPAIR COUPLING STYLE NO. A130 H x H



Size	Item No.	Master Qty	Skid Qty	List
1 1/2	02965	25	3,600	29.31
2	02966	25	3,600	15.62
3	02967	10	1,120	38.80
4	02968	5	560	74.60

SLIP JOINT NUT STYLE NO. A140 NPSM Thread



Size	Item No.	Master Qty	Skid Qty	List
1 1/2	02744	100	11,200	4.42

SLIP JOINT WASHER STYLE NO. A141 (FOR USE WITH 1 1/4 SJ NUT)



Size	Item No.	Master Qty	Skid Qty	List
1 1/2	02747	600	10,800	1.27

ABS DWV FITTINGS

1/4 BEND STYLE NO. A300



Size	Item No.	Master Qty	Skid Qty	List
1 1/2	02876	100	2,800	8.56
2	02877	50	1,400	13.18
3	02878	25	450	33.20
4	02879	10	180	68.39
6	03130	5	60	291.63

1/4 BEND, REDUCING STYLE NO. A300R



Size	Item No.	Master Qty	Skid Qty	List
2 x 1 1/2	03092	10	1,440	52.63

1/4 BEND, W/ SIDE INLET STYLE NO. A300S



Size	Item No.	Master Qty	Skid Qty	List
3 x 3 x 2	03070	10	350	87.56

1/4 BEND, STREET STYLE NO. A302



Size	Item No.	Master Qty	Skid Qty	List
1 1/2	02880	100	3,500	11.08
2	02881	50	1,750	18.51
3	02882	20	560	40.67
4	02883	10	180	81.32

1/4 BEND, W/ LOW HEEL INLET STYLE NO. A303



Size	Item No.	Master Qty	Skid Qty	List
3 x 3 x 2	03042	25	400	56.04
4 x 4 x 2	03043	15	180	164.23

LONG SWEEP, 1/4 BEND STYLE NO. A304



Size	Item No.	Master Qty	Skid Qty	List
1 1/2	02871	50	1,750	13.90
2	02872	25	1,225	18.45
3	02873	10	350	45.13
4	02874	5	175	77.42

LONG SWEEP, 1/4 BEND W/ LOW HEEL INLET STYLE NO. A307



Size	Item No.	Master Qty	Skid Qty	List
3 x 3 x 1 1/2	03025	25	300	93.92
3 x 3 x 2	03024	25	300	88.78

LONG SWEEP, 1/4 BEND, STREET STYLE NO. A309



Size	Item No.	Master Qty	Skid Qty	List
1 1/2	03060	50	2,450	19.33
2	03061	25	1,225	21.84
3	03063	20	360	81.87

1/4 BEND, STREET W/ LOW HEEL INLET STYLE NO. A310



Size	Item No.	Master Qty	Skid Qty	List
3 x 3 x 2	03026	15	420	80.45

1/6 BEND STYLE NO. A319



Size	Item No.	Master Qty	Skid Qty	List
1 1/2	02895	40	3,200	15.16
2	02896	25	1,400	21.52
3	02897	20	560	69.08
4	02982	10	280	104.27

1/6 BEND, STREET STYLE NO. A320



Size	Item No.	Master Qty	Skid Qty	List
1 1/2	03020	40	3,200	47.62
2	03021	25	2,000	47.12
3	03022	20	700	134.91

1/8 BEND STYLE NO. A321



Size	Item No.	Master Qty	Skid Qty	List
1 1/2	02885	100	3,500	7.82
2	02886	50	1,750	12.11
3	02887	20	560	29.02
4	02888	10	280	54.81
6	03132	3	84	244.08

1/8 BEND, STREET STYLE NO. A323



Size	Item No.	Master Qty	Skid Qty	List
1 1/2	02890	100	3,500	9.77
2	02891	50	1,750	12.96
3	02892	20	700	32.07
4	02893	10	280	55.72
6	03133	3	84	305.99

1/16 BEND STYLE NO. A324



Size	Item No.	Master Qty	Skid Qty	List
1 1/2	02899	50	4,000	11.47
2	02900	25	2,000	13.04
3	02901	20	700	33.63
4	02983	15	420	51.19
6	02988	3	84	610.24

1/16 BEND, STREET STYLE NO. A326



Size	Item No.	Master Qty	Skid Qty	List
1 1/2	02984	50	4,000	32.67
2	02985	25	2,800	29.55
3	02986	20	700	50.12
4	02987	10	490	87.46

DOUBLE 1/4 BEND STYLE NO. A327



Size	Item No.	Master Qty	Skid Qty	List
1 1/2	03045	20	1,600	35.93
2	03046	25	875	51.49
3	03047	10	280	175.67
2 x 1 1/2 x 1 1/2	03049	25	1,400	51.93

CLOSET BEND, REDUCING STYLE NO. A329



Size	Item No.	Master Qty	Skid Qty	List
3 x 4	03093	10	280	49.24

CLOSET BEND, REDUCING STYLE NO. A330



Size	Item No.	Master Qty	Skid Qty	List
3 x 4	03107	10	280	86.34

CLOSET BEND, REDUCING, W/ TEST CAP STYLE NO. A330X



Size	Item No.	Master Qty	Skid Qty	List
3 x 4	03108	10	280	93.39

VENT ELBOW STYLE NO. A331



Size	Item No.	Master Qty	Skid Qty	List
1 1/2	03084	20	2,880	15.41
2	03085	30	1,680	25.49
3	03086	25	700	63.20

VENT ELBOW, STREET STYLE NO. A333



Size	Item No.	Master Qty	Skid Qty	List
1 1/2	03088	25	2,800	13.47
2	03089	20	2,240	23.75

SANITARY TEE STYLE NO. A400



Size	Item No.	Master Qty	Skid Qty	List
1 1/2	02752	100	1,800	12.66
2	02753	35	980	19.51
3	02754	30	360	53.25
4	02755	5	140	94.66
6	02756	6	72	472.27

SANITARY TEE, REDUCING STYLE NO. A401



Size	Item No.	Master Qty	Skid Qty	List
2 x 1 1/2 x 1 1/2	02761	25	1,225	17.37
2 x 1 1/2 x 2	02760	25	875	19.56
2 x 2 x 1 1/2	02758	50	900	16.97
3 x 3 x 1 1/2	02764	20	560	36.58
3 x 3 x 2	02763	10	490	42.40
4 x 4 x 2	02765	10	280	101.69
4 x 4 x 3	02766	10	180	95.21
6 x 6 x 4	02768	6	72	511.66

SANITARY TEE, STREET STYLE NO. A403



Size	Item No.	Master Qty	Skid Qty	List
1 1/2	03112	20	1,600	31.59
2	03113	25	875	42.73
3	03114	30	360	73.24
4	03120	10	160	222.97

SANITARY TEE, STREET, REDUCING STYLE NO. A404



Size	Item No.	Master Qty	Skid Qty	List
2 x 1 1/2 x 1 1/2	03115	25	1,225	31.73
2 x 1 1/2 x 2	03116	25	875	52.61
2 x 2 x 1 1/2	03117	50	1,400	34.15
3 x 3 x 1 1/2	03118	10	490	100.27
3 x 3 x 2	03119	20	560	87.55

SANITARY TEE W/ LEFT SIDE INLET STYLE NO. A416



Size	Item No.	Master Qty	Skid Qty	List
3 x 3 x 3 x 1 1/2	02781	10	280	106.18
3 x 3 x 3 x 2	02782	10	280	121.09

SANITARY TEE W/ RIGHT SIDE INLET STYLE NO. A417



Size	Item No.	Master Qty	Skid Qty	List
3 x 3 x 3 x 1 1/2	02795	10	280	87.47
3 x 3 x 3 x 2	02796	10	280	121.09

SANITARY TEE W/ RIGHT & LEFT SIDE INLET STYLE NO. A418



Size	Item No.	Master Qty	Skid Qty	List
3 x 3 x 3 x 2 x 2	02811	5	245	143.86

DOUBLE SANITARY TEE STYLE NO. A428



Size	Item No.	Master Qty	Skid Qty	List
1 1/2	02812	25	1,225	33.15
2	02813	20	700	48.13
3	02814	20	240	126.06
4	02815	4	112	227.70

DOUBLE SANITARY TEE, REDUCING STYLE NO. A429



Size	Item No.	Master Qty	Skid Qty	List
2 x 2 x 1 1/2 x 1 1/2	02817	20	980	34.42
3 x 3 x 1 1/2 x 1 1/2	02818	20	360	137.31
3 x 3 x 2 x 2	02820	10	350	83.79
4 x 4 x 2 x 2	02240	5	245	223.29
4 x 4 x 3 x 3	02821	5	140	214.79

VENT TEE
STYLE NO. A441
ALL HUB



Size	Item No.	Master Qty	Skid Qty	List
1 1/2	03403	25	2,000	35.69
2	03404	25	1,225	32.03
3	03405	10	480	106.72

CLEANOUT TEE WITH PLUG
STYLE NO. A444X
H x H x FPT



Size	Item No.	Master Qty	Skid Qty	List
1 1/2	02997	10	1,440	36.57
2	02998	10	1,120	40.05
3	02999	10	490	73.29
4	03000	5	175	154.76

FLUSH CLEANOUT TEE
STYLE NO. A445
H x H x FPT



Size	Item No.	Master Qty	Skid Qty	List
1 1/2	03413	20	2,240	30.28
2	03414	20	980	33.19
3	03415	10	490	62.10
4	03416	10	180	135.38

TWO-WAY CLEANOUT
STYLE NO. A448
ALL HUB



Size	Item No.	Master Qty	Skid Qty	List
3	02237	10	180	110.73
4	02238	5	90	175.12

DOUBLE FIXTURE FITTING
STYLE NO. A500
ALL HUB



Size	Item No.	Master Qty	Skid Qty	List
2	02246	20	560	73.57
3	02249	10	160	170.13
2 x 1 1/2 x 1 1/2 x 1 1/2	02247	20	700	50.01
2 x 1 1/2 x 2 x 2	02248	20	560	77.18
2 x 2 x 1 1/2 x 1 1/2	02244	20	700	56.81
3 x 2 x 3 x 3	02250	10	160	203.76

COMBINATION WYE & 1/8 BEND - ONE PIECE
STYLE NO. A501
ALL HUB



Size	Item No.	Master Qty	Skid Qty	List
1 1/2	02853	50	900	33.01
2	02858	20	560	33.63
3	02852	10	180	79.59
4	02860	10	120	166.87

COMBINATION WYE & 1/8 BEND, REDUCING - ONE PIECE
STYLE NO. A502
ALL HUB



Size	Item No.	Master Qty	Skid Qty	List
2 x 1 1/2 x 1 1/2	02835	5	720	51.11
2 x 2 x 1 1/2	02865	20	980	33.61
3 x 3 x 1 1/2	02837	15	420	90.26
3 x 3 x 2	02857	10	350	51.72
4 x 4 x 2	02863	5	175	93.42
4 x 4 x 3	02864	5	140	119.84

WYE
STYLE NO. A600
ALL HUB



Size	Item No.	Master Qty	Skid Qty	List
1 1/2	02822	50	1,400	21.05
2	02823	25	875	27.44
3	02824	25	300	59.18
4	02825	5	140	120.35
6	03135	4	48	362.15

WYE, REDUCING
STYLE NO. A601
ALL HUB



Size	Item No.	Master Qty	Skid Qty	List
2 x 1 1/2 x 1 1/2	02831	25	1,225	36.82
2 x 1 1/2 x 2	02832	10	800	64.83
2 x 2 x 1 1/2	02826	25	1,225	31.25
3 x 3 x 1 1/2	02827	15	525	52.12
3 x 3 x 2	02828	25	400	41.35
4 x 4 x 1 1/2	02833	5	175	165.68
4 x 4 x 2	02829	10	180	76.81
4 x 4 x 3	02830	10	160	103.89
6 x 6 x 4	03137	5	60	327.59

WYE, STREET
STYLE NO. A602
SP x H x H



Size	Item No.	Master Qty	Skid Qty	List
1 1/2	03367	50	1,800	17.31
2	03368	30	840	47.83
3	03369	10	280	117.98
4	03370	5	140	159.61

WYE, STREET, REDUCING
STYLE NO. A603
SP x H x H



Size	Item No.	Master Qty	Skid Qty	List
3 x 3 x 2	03373	30	480	103.59
4 x 4 x 3	03375	10	160	170.64

DOUBLE WYE
STYLE NO. A611
ALL HUB



Size	Item No.	Master Qty	Skid Qty	List
1 1/2	02838	40	1,120	61.89
2	02839	20	560	73.87
3	02840	15	180	173.58
4	02841	5	80	339.87

DOUBLE WYE, REDUCING
STYLE NO. A612
ALL HUB



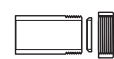
Size	Item No.	Master Qty	Skid Qty	List
2 x 2 x 1 1/2 x 1 1/2	02847	10	560	70.52
3 x 3 x 2 x 2	02844	10	280	120.87
4 x 4 x 3 x 3	02846	5	90	269.12

RETURN BEND
STYLE NO. A700
H x H



Size	Item No.	Master Qty	Skid Qty	List
1 1/2	03466	20	1,600	24.47
2	03467	35	630	28.51
3	03468	10	280	192.98
4	03469	5	140	348.65

TAIL PIECE ADAPTER W/ 2 SIZE SJ WASHERS
STYLE NO. A704P
H x H



Size	Item No.	Master Qty	Skid Qty	List
1 1/2 x 1 1/4	02975	25	3,600	26.42
1 1/2	02975	25	3,600	26.42

P-TRAP W/ SOLVENT WELD JOINT
STYLE NO. A706X
H x H



Size	Item No.	Master Qty	Skid Qty	List
1 1/2	02214	25	1,225	29.61
2	02222	20	560	35.77
3	02230	10	180	154.31
4	02231	4	72	283.04

P-TRAP W/ SOLVENT WELD JOINT & CLEAN OUT
STYLE NO. A707X
H x H



Size	Item No.	Master Qty	Skid Qty	List
1 1/2	02223	10	1,120	44.68
2	02224	10	560	118.02

P-TRAP W/ UNION
STYLE NO. A708P
H x H



Size	Item No.	Master Qty	Skid Qty	List
1 1/2	02215	25	875	39.82
2	02216	20	560	72.83

LA P-TRAP W/ UNION & 1 PC POLY NUT
STYLE NO. A711M
SJ x H



Size	Item No.	Master Qty	Skid Qty	List
1 1/2	02221	25	700	63.36

LA P-TRAP W/ UNION & 2 SIZE SJ WASHERS
STYLE NO. A711P
SJ x H (FURNISHED W/BOTH SIZE SJ WASHERS)



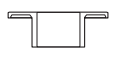
Size	Item No.	Master Qty	Skid Qty	List
1 1/4 x 1 1/2	02220	25	700	73.04
1 1/2	02220	25	700	73.04

DRUM TRAP, W/ CLEANOUT
STYLE NO. A720X
H x H (W/PLUG)



Size	Item No.	Master Qty	Skid Qty	List
3 x 6 x 1 1/2	03100	15	420	103.08

CLOSET FLANGE
STYLE NO. A800
H (ONE PIECE WITH SLOTS)



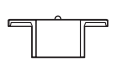
Size	Item No.	Master Qty	Skid Qty	List
4 x 4	02902	25	700	31.55

CLOSET FLANGE W/ STOP - HUB
STYLE NO. A800S
H (ONE PIECE WITH SLOTS)



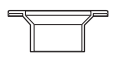
Size	Item No.	Master Qty	Skid Qty	List
4 x 3	02903	25	700	29.33

CLOSET FLANGE - HUB W/ KNOCK OUT
STYLE NO. A800KO
H (ONE PIECE WITH SLOTS)




Size	Item No.	Master Qty	Skid Qty	List
4 x 3	02254	25	700	42.08

CLOSET FLANGE, SPIGOT, REDUCING
STYLE NO. A801
SP (ONE PIECE PLASTIC)



Size	Item No.	Master Qty	Skid Qty	List
4 x 3	02919	25	875	46.45

CLOSET FLANGE - MALE
STYLE NO. A808
MPT



Size	Item No.	Master Qty	Skid Qty	List
4 x 3	02260	25	700	32.31

CLOSET FLANGE - HUB, ADJUSTABLE PLASTIC RING
STYLE NO. A810
H (W/ SLOTS)



Size	Item No.	Master Qty	Skid Qty	List
4 x 4	02256	25	700	94.11

CLOSET FLANGE, W/ STOP, ADJUSTABLE, W/ PLASTIC RING
STYLE NO. A810S
H (W/ SLOTS)



Size	Item No.	Master Qty	Skid Qty	List
4 x 3	02251	25	700	92.31

CLOSET FLANGE, ADJUSTABLE, W/ METAL RING, EPOXY COATED
STYLE NO. A811
H (W/ SLOTS)



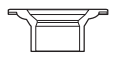
Size	Item No.	Master Qty	Skid Qty	List
4 x 3	02227	25	700	81.48
4 x 4	02226	25	700	74.23

CLOSET FLANGE, SPIGOT, ADJUSTABLE, W/ METAL RING, EPOXY COATED
STYLE NO. A812
SP



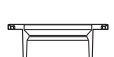
Size	Item No.	Master Qty	Skid Qty	List
4 x 3	02228	25	875	88.93
4 x 4	02229	25	700	96.14

CLOSET FLANGE, SPIGOT, ADJUSTABLE, W/ PLASTIC RING
STYLE NO. A812P
SP



Size	Item No.	Master Qty	Skid Qty	List
4 x 3	02252	25	875	119.21

FLUSH CLOSET FLANGE
STYLE NO. A815
H (FITS OVER 3" OR INSIDE 4" SCH 40 DWV PIPE)



Size	Item No.	Master Qty	Skid Qty	List
4 x 4 / 4 x 3	02255	25	875	81.40

OFFSET CLOSET FLANGE, ADJUSTABLE, W/ METAL RING, EPOXY COATED
STYLE NO. A820
H



Size	Item No.	Master Qty	Skid Qty	List
4 x 3	02920	15	525	114.03

ABS DWV FITTINGS

OFFSET CLOSET FLANGE - HUB, ADJ PLASTIC RING STYLE NO. A820P

Size	Item No.	Master Qty	Skid Qty	List
4 x 3	03040	15	525	175.82

CLOSET FLANGE - SPIGOT, ADJ METAL RING, EXTND 4" SPIGOT STYLE NO. A824

Size	Item No.	Master Qty	Skid Qty	List
4	02210	20	360	142.81

SWIVEL TRAY PLUG ADAPTER W/ WASHER STYLE NO. A900

Size	Item No.	Master Qty	Skid Qty	List
1 1/2	03418	10	4,320	27.34

EXTENDED SWIVEL TRAY PLUG ADAPTER W/ WASHER STYLE NO. A900X



SP X NPSM Thread (EXTENDED)

Size	Item No.	Master Qty	Skid Qty	List
1 1/2	03013	10	2,880	32.41

SWIVEL TRAY PLUG ADAPTER W/ WASHER STYLE NO. A910



H X NPSM Thread

Size	Item No.	Master Qty	Skid Qty	List
1 1/2	03421	30	4,320	28.53