

ABS DWV FITTINGS

UW ADF0426

Effective April 17, 2026
(Supersedes UW ADF0326)

The issuance of this price list is not an offer to sell the goods listed herein at the prices stated.

COUPLING
STYLE NO. A100
H x H



Size	Item No.	Master Qty	Skid Qty	List
1 1/4	02932	100	4,500	45.85
1 1/2	02933	100	5,600	23.35
2	02934	100	4,900	29.40
3	02935	60	1,080	88.00
4	02936	25	700	146.80
6	03143	15	180	615.35

FEMALE ADAPTER
STYLE NO. A101
H x FPT



Size	Item No.	Master Qty	Skid Qty	List
1 1/2	02866	100	5,600	40.15
2	02867	100	4,900	63.15
3	02869	25	1,470	169.15
4	03396	10	560	193.20
6	03147	10	180	739.45

PIPE INCREASER / REDUCER
STYLE NO. A102
H x H



Size	Item No.	Master Qty	Skid Qty	List
2 x 1 1/2	02948	25	3,600	62.50
3 x 1 1/2	02949	25	1,400	185.35
3 x 2	02950	20	1,600	148.35
4 x 2	02951	10	800	309.05
4 x 3	02952	20	1,120	276.90

TRAP ADAPTER, MALE, W/ 1 PIECE POLY NUT
STYLE NO. A103P
SP x SJ



Size	Item No.	Master Qty	Skid Qty	List
1 1/2	03393	50	5,600	57.60
1 1/2 x 1 1/4	03379	75	6,000	79.50

TRAP ADAPTER, MALE, W/ PLASTIC NUT & 1 1/2 X 1 1/4 WASHER
STYLE NO. A103R
SP x SJ



Size	Item No.	Master Qty	Skid Qty	List
1 1/2 x 1 1/4	03389	50	5,600	64.65

TRAP ADAPTER, MALE, W/ PLASTIC NUT & WASHER
STYLE NO. A103W
SP x SJ



Size	Item No.	Master Qty	Skid Qty	List
1 1/2	03410	50	5,600	67.80
1 1/2 x 1 1/4	03409	75	6,000	87.90

TRAP ADAPTER, MALE, W/ CHROME NUT & WASHER
STYLE NO. A103X
SP x SJ



Size	Item No.	Master Qty	Skid Qty	List
1 1/2 x 1 1/4	03378	100	8,000	93.70

TRAP ADAPTER, FEMALE, W/ 1 PIECE POLY NUT
STYLE NO. A104P
H x SJ



Size	Item No.	Master Qty	Skid Qty	List
1 1/2	03377	50	5,600	60.50
1 1/2 x 1 1/4	03395	50	5,600	70.85

TRAP ADAPTER, FEMALE, W/ PLASTIC NUT & WASHER
STYLE NO. A104W
H x SJ



Size	Item No.	Master Qty	Skid Qty	List
1 1/2	03383	50	5,600	60.80
2	03382	25	3,600	20.79
1 1/2 x 1 1/4	03384	50	5,600	79.85

TRAP ADAPTER, FEMALE, W/ CHROME NUT & WASHER
STYLE NO. A104X
H x SJ



Size	Item No.	Master Qty	Skid Qty	List
1 1/2	03376	50	5,600	105.90

FITTING CLEANOUT ADAPTER
STYLE NO. A105
SP x FPT



Size	Item No.	Master Qty	Skid Qty	List
1 1/2	02922	50	7,200	49.35
2	02923	50	4,000	68.20
3	02924	25	1,225	172.00
4	02925	10	560	322.20

FITTING CLEANOUT ADAPTER W/ CO PLUG
STYLE NO. A105X
SP x FPT



Size	Item No.	Master Qty	Skid Qty	List
1 1/2	03001	50	5,600	82.55
2	03002	50	2,800	104.50
3	03003	25	875	231.15
4	03004	10	560	424.70

CLEANOUT PLUG
STYLE NO. A106
MPT



Size	Item No.	Master Qty	Skid Qty	List
1 1/2	02938	50	7,200	33.30
2	02939	50	7,200	36.30
2 1/2	02940	25	3,600	111.10
3	02941	25	3,600	59.05
3 1/2	02943	30	3,360	240.80
4	02942	20	2,400	102.50
6	03146	10	800	346.60

FLUSH BUSHING
STYLE NO. A107
SP x H STYLE #3



Size	Item No.	Master Qty	Skid Qty	List
1 1/2 x 1 1/4	02904	100	14,400	134.70
2 x 1 1/4	02905	50	7,200	63.65
2 x 1 1/2	02906	50	7,200	35.55
3 x 1 1/2	02907	30	2,400	156.10
3 x 2	02908	30	2,400	97.70
4 x 2	02910	30	1,470	289.95
4 x 3	02909	30	1,470	153.65

FLANGE BUSHING W/ TUBE STOP
STYLE NO. A107S
SP x H STYLE #1



Size	Item No.	Master Qty	Skid Qty	List
6 x 4	03144	10	490	814.65

FLUSH BUSHING
STYLE NO. A108
S x FPT STYLE #3



Size	Item No.	Master Qty	Skid Qty	List
2 x 1 1/2	02913	50	7,200	119.40

MALE ADAPTER
STYLE NO. A109
H x MPT



Size	Item No.	Master Qty	Skid Qty	List
1 1/2	02927	50	7,200	34.10
2	02928	50	5,600	59.60
3	02929	25	1,400	160.00
4	02930	25	875	324.50

C/O PLUG, FLUSH
STYLE NO. A110
H x MPT



Size	Item No.	Master Qty	Skid Qty	List
2	03017	25	7,200	172.65
3	03038	50	7,200	197.15
4	03015	25	3,600	210.40

MALE FITTINGS ADAPTER
STYLE NO. A111
SP x MPT



Size	Item No.	Master Qty	Skid Qty	List
1 1/2	03386	50	7,200	98.35
2	03385	25	3,600	203.05

TRAY PLUG ADAPTER, SPIGOT
STYLE NO. A113S
SP x NPSM



Size	Item No.	Master Qty	Skid Qty	List
1 1/2	03419	50	2,450	91.05

CAP THREADED
STYLE NO. A114
FPT



Size	Item No.	Master Qty	Skid Qty	List
1 1/2	02993	15	5,400	67.95

CAP SOCKET
STYLE NO. A116
H



Size	Item No.	Master Qty	Skid Qty	List
1 1/2	02977	10	2,880	77.70
2	02978	5	1,800	107.40
3	02979	10	1,440	221.90
4	02980	5	560	217.00
6	03057	3	105	495.65

ADAPTER COUPLING
STYLE NO. A117
S/D H x DWV H ADAPTS SEWER & DRAIN PIPE TO DWV PIPE



Size	Item No.	Master Qty	Skid Qty	List
4	02963	20	1,120	389.15
4 x 3	02962	20	1,120	217.40

ADAPTER BUSHING
STYLE NO. A118
DWV SP x SD H (Adapts DWV Hub to S/D Spigot)



Size	Item No.	Master Qty	Skid Qty	List
3	02990	25	2,800	139.30
4	02991	10	1,440	159.20

NO HUB ADAPTER
STYLE NO. A119
NO H x H (Adapts CI NO HUB TO DWV PIPE)



Size	Item No.	Master Qty	Skid Qty	List
2	02954	25	3,600	119.05
3	02955	20	1,600	221.30
4	02956	15	840	320.90

HUB ADAPTER, CAST IRON
STYLE NO. A123
SP x H (ADAPTS CI HUB TO DWV PIPE)



Size	Item No.	Master Qty	Skid Qty	List
2 x 2	02957	20	1,600	391.70
4 x 4	02959	20	360	577.35

REPAIR COUPLING
STYLE NO. A130
H x H



Size	Item No.	Master Qty	Skid Qty	List
1 1/2	02965	25	3,600	154.95
2	02966	25	3,600	82.55
3	02967	10	1,120	205.20
4	02968	5	560	394.35

SLIP JOINT NUT
STYLE NO. A140
NPSM Thread



Size	Item No.	Master Qty	Skid Qty	List
1 1/2	02744	100	11,200	22.02

SLIP JOINT WASHER
STYLE NO. A141
(FOR USE WITH 1 1/4 SJ NUT)



Size	Item No.	Master Qty	Skid Qty	List
1 1/2	02747	600	10,800	8.43

1/4 BEND
STYLE NO. A300
H x H



Size	Item No.	Master Qty	Skid Qty	List
1 1/2	02876	100	2,800	45.45
2	02877	50	1,400	69.95
3	02878	25	450	176.15
4	02879	10	180	361.45
6	03130	5	60	1,541.10

ABS DWV FITTINGS

1/4 BEND, REDUCING

STYLE NO. A300R

H x H



Size	Item No.	Master Qty	Skid Qty	List
2 x 1 1/2	03092	10	1,440	301.10

1/4 BEND, W/ SIDE INLET

STYLE NO. A300S

H x H



Size	Item No.	Master Qty	Skid Qty	List
3 x 3 x 2	03070	10	350	500.80

1/4 BEND, STREET

STYLE NO. A302

SP x H



Size	Item No.	Master Qty	Skid Qty	List
1 1/2	02880	100	3,500	58.40
2	02881	50	1,750	97.95
3	02882	15	560	214.85
4	02883	10	180	429.85

1/4 BEND, W/ LOW HEEL INLET

STYLE NO. A303

H x H



Size	Item No.	Master Qty	Skid Qty	List
3 x 3 x 2	03042	25	400	296.10
4 x 4 x 2	03043	15	180	867.90

LONG SWEEP, 1/4 BEND

STYLE NO. A304

H x H



Size	Item No.	Master Qty	Skid Qty	List
1 1/2	02871	50	1,750	80.50
2	02872	20	1,225	97.95
3	02873	10	350	239.60
4	02874	5	175	409.15

LONG SWEEP, 1/4 BEND W/ LOW HEEL INLET

STYLE NO. A307

H x H



Size	Item No.	Master Qty	Skid Qty	List
3 x 3 x 1 1/2	03025	25	300	587.50
3 x 3 x 2	03024	25	300	469.30

LONG SWEEP, 1/4 BEND, STREET

STYLE NO. A309

SP x H



Size	Item No.	Master Qty	Skid Qty	List
1 1/2	03060	50	2,450	102.20
2	03061	25	1,225	126.10
3	03063	20	360	432.60

1/4 BEND, STREET W/ LOW HEEL INLET

STYLE NO. A310

H x H x SP



Size	Item No.	Master Qty	Skid Qty	List
3 x 3 x 2	03026	15	420	424.95

1/6 BEND

STYLE NO. A319

H x H



Size	Item No.	Master Qty	Skid Qty	List
1 1/2	02895	40	3,200	80.10
2	02896	25	1,400	113.65
3	02897	20	560	365.05
4	02982	10	280	551.05

1/6 BEND, STREET

STYLE NO. A320

SP x H



Size	Item No.	Master Qty	Skid Qty	List
1 1/2	03020	40	3,200	251.55
2	03021	25	2,000	248.95
3	03022	20	700	713.05

1/8 BEND

STYLE NO. A321

H x H



Size	Item No.	Master Qty	Skid Qty	List
1 1/2	02885	100	3,500	41.70
2	02886	50	1,750	64.35
3	02887	20	560	154.20
4	02888	10	280	289.65
6	03132	3	84	1,289.85

1/8 BEND, STREET

STYLE NO. A323

SP x H



Size	Item No.	Master Qty	Skid Qty	List
1 1/2	02890	100	3,500	51.90
2	02891	50	1,750	68.85
3	02892	20	700	170.00
4	02893	10	280	294.50
6	03133	3	84	1,616.90

1/16 BEND

STYLE NO. A324

H x H



Size	Item No.	Master Qty	Skid Qty	List
1 1/2	02899	50	4,000	60.65
2	02900	25	2,000	69.20
3	02901	20	700	177.70
4	02983	15	420	270.50
6	02988	3	84	3,224.60

1/16 BEND, STREET

STYLE NO. A326

SP x H



Size	Item No.	Master Qty	Skid Qty	List
1 1/2	02984	50	4,000	172.65
2	02985	25	2,800	156.10
3	02986	20	700	264.70
4	02987	15	490	462.20

DOUBLE 1/4 BEND

STYLE NO. A327

H x H



Size	Item No.	Master Qty	Skid Qty	List
1 1/2	03045	20	1,600	217.00
2	03046	25	875	272.00
3	03047	10	280	1,004.90
2 x 1 1/2 x 1 1/2	03049	25	1,400	297.00

CLOSET BEND, REDUCING

STYLE NO. A329

H x H



Size	Item No.	Master Qty	Skid Qty	List
3 x 4	03093	10	280	272.00

CLOSET BEND, REDUCING

STYLE NO. A330

H x S



Size	Item No.	Master Qty	Skid Qty	List
3 x 4	03107	10	280	477.00

CLOSET BEND, REDUCING, W/ TEST CAP

STYLE NO. A330X

H x S



Size	Item No.	Master Qty	Skid Qty	List
3 x 4	03108	10	280	516.00

VENT ELBOW

STYLE NO. A331

H x H



Size	Item No.	Master Qty	Skid Qty	List
1 1/2	03084	20	2,880	81.30
2	03085	30	1,680	134.70
3	03086	25	700	334.05

VENT ELBOW, STREET

STYLE NO. A333

H x SP



Size	Item No.	Master Qty	Skid Qty	List
1 1/2	03088	25	2,800	81.30
2	03089	20	2,240	125.55

SANITARY TEE

STYLE NO. A400

ALL HUB



Size	Item No.	Master Qty	Skid Qty	List
1 1/2	02752	100	1,800	67.20
2	02753	35	980	103.50
3	02754	30	360	281.35
4	02755	5	140	500.35
6	02756	6	72	2,495.65

SANITARY TEE, REDUCING

STYLE NO. A401

ALL HUB



Size	Item No.	Master Qty	Skid Qty	List
2 x 1 1/2 x 1 1/2	02761	25	1,225	92.15
2 x 1 1/2 x 2	02760	25	875	103.60
2 x 2 x 1 1/2	02758	50	900	90.00
3 x 3 x 1 1/2	02764	20	560	193.80
3 x 3 x 2	02763	10	490	224.05
4 x 4 x 2	02765	10	280	537.35
4 x 4 x 3	02766	10	180	550.30
6 x 6 x 4	02768	6	72	2,826.55

SANITARY TEE, STREET

STYLE NO. A403

SP x H x H



Size	Item No.	Master Qty	Skid Qty	List
1 1/2	03112	20	1,600	166.90
2	03113	25	875	225.90
3	03114	30	360	387.00
4	03120	10	160	1,178.35

SANITARY TEE, STREET, REDUCING

STYLE NO. A404

SP x H x H



Size	Item No.	Master Qty	Skid Qty	List
2 x 1 1/2 x 1 1/2	03115	25	1,225	167.80
2 x 1 1/2 x 2	03116	25	875	278.05
2 x 2 x 1 1/2	03117	50	1,400	180.45
3 x 3 x 1 1/2	03118	10	490	553.85
3 x 3 x 2	03119	20	560	462.50

SANITARY TEE W/ LEFT SIDE INLET

STYLE NO. A416

SP x H x H



Size	Item No.	Master Qty	Skid Qty	List
3 x 3 x 3 x 1 1/2	02781	10	280	664.15
3 x 3 x 3 x 2	02782	10	280	639.85

SANITARY TEE W/ RIGHT SIDE INLET

STYLE NO. A417

ALL HUB



Size	Item No.	Master Qty	Skid Qty	List
3 x 3 x 3 x 1 1/2	02795	10	280	664.15
3 x 3 x 3 x 2	02796	10	280	639.85

SANITARY TEE W/ RIGHT & LEFT SIDE INLET

STYLE NO. A418

ALL HUB



Size	Item No.	Master Qty	Skid Qty	List
3 x 3 x 3 x 2 x 2	02811	5	245	899.80

CLEANOUT TEE WITH PLUG

STYLE NO. A444X
H x H x FPT



Size	Item No.	Master Qty	Skid Qty	List
1 1/2	02997	10	1,440	193.20
2	02998	10	1,120	211.70
3	02999	10	490	387.30
4	03000	5	175	817.80

FLUSH CLEANOUT TEE

STYLE NO. A445
H x H x FPT



Size	Item No.	Master Qty	Skid Qty	List
1 1/2	03413	20	2,240	160.00
2	03414	20	980	175.45
3	03415	10	490	328.40
4	03416	10	180	715.35

TWO-WAY CLEANOUT

STYLE NO. A448
ALL HUB



Size	Item No.	Master Qty	Skid Qty	List
3	02237	10	180	585.20
4	02238	5	90	925.50

DOUBLE FIXTURE FITTING

STYLE NO. A500
ALL HUB



Size	Item No.	Master Qty	Skid Qty	List
2	02246	20	560	388.85
3	02249	10	160	899.10
2 x 1 1/2 x 1 1/2 x 1 1/2	02247	20	700	264.35
2 x 1 1/2 x 2 x 2	02248	20	560	407.80
2 x 2 x 1 1/2 x 1 1/2	02244	20	700	300.30
3 x 2 x 3 x 3	02250	10	160	1,076.70

COMBINATION WYE & 1/8 BEND - ONE PIECE

STYLE NO. A501
ALL HUB



Size	Item No.	Master Qty	Skid Qty	List
1 1/2	02853	50	900	174.45
2	02858	20	560	177.70
3	02852	10	180	421.85
4	02860	10	120	881.95

COMBINATION WYE & 1/8 BEND, REDUCING - ONE PIECE

STYLE NO. A502
ALL HUB



Size	Item No.	Master Qty	Skid Qty	List
2 x 1 1/2 x 1 1/2	02835	5	720	270.00
2 x 2 x 1 1/2	02865	20	980	194.15
3 x 3 x 1 1/2	02837	15	420	477.00
3 x 3 x 2	02857	10	350	274.05
4 x 4 x 2	02863	5	175	493.65
4 x 4 x 3	02864	5	140	633.40

WYE

STYLE NO. A600
ALL HUB



Size	Item No.	Master Qty	Skid Qty	List
1 1/2	02822	50	1,400	121.55
2	02823	25	875	145.45
3	02824	20	300	312.70
4	02825	5	140	636.05
6	03135	4	48	1,913.70

WYE, REDUCING

STYLE NO. A601
ALL HUB



Size	Item No.	Master Qty	Skid Qty	List
2 x 1 1/2 x 1 1/2	02831	25	1,225	194.50
2 x 1 1/2 x 2	02832	10	800	358.15
2 x 2 x 1 1/2	02826	25	1,225	165.30
3 x 3 x 1 1/2	02827	15	525	301.10
3 x 3 x 2	02828	25	400	219.70
4 x 4 x 1 1/2	02833	5	175	1,036.15
4 x 4 x 2	02829	10	180	405.90
4 x 4 x 3	02830	10	160	549.05
6 x 6 x 4	03137	5	60	1,731.00

WYE, STREET

STYLE NO. A602
SP x H x H



Size	Item No.	Master Qty	Skid Qty	List
1 1/2	03367	50	1,800	100.20
2	03368	30	840	252.85
3	03369	10	280	623.35
4	03370	5	140	843.40

WYE, STREET, REDUCING

STYLE NO. A603
SP x H x H



Size	Item No.	Master Qty	Skid Qty	List
3 x 3 x 2	03373	30	480	547.50
4 x 4 x 3	03375	10	160	975.90

DOUBLE WYE

STYLE NO. A611
ALL HUB



Size	Item No.	Master Qty	Skid Qty	List
1 1/2	02838	40	1,120	341.85
2	02839	20	560	408.05
3	02840	15	180	917.30
4	02841	5	80	1,796.05

DOUBLE WYE, REDUCING

STYLE NO. A612
ALL HUB



Size	Item No.	Master Qty	Skid Qty	List
2 x 2 x 1 1/2 x 1 1/2	02847	10	560	389.55
3 x 3 x 2 x 2	02844	10	280	638.65
4 x 4 x 3 x 3	02846	5	90	1,486.70

RETURN BEND

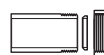
STYLE NO. A700
H x H



Size	Item No.	Master Qty	Skid Qty	List
1 1/2	03466	20	1,600	147.95
2	03467	35	630	164.50
3	03468	10	280	1,206.95
4	03469	5	140	2,180.60

TAIL PIECE ADAPTER W/ 2 SIZE SJ WASHERS

STYLE NO. A704P
H x H



Size	Item No.	Master Qty	Skid Qty	List
1 1/2 x 1 1/4	02975	25	3,600	165.40

P-TRAP W/ SOLVENT WELD JOINT

STYLE NO. A706X
H x H



Size	Item No.	Master Qty	Skid Qty	List
1 1/2	02214	25	1,225	156.50
2	02222	20	560	189.90
3	02230	10	180	815.40
4	02231	4	72	1,495.80

P-TRAP W/ SOLVENT WELD JOINT & CLEAN OUT

STYLE NO. A707X
H x H



Size	Item No.	Master Qty	Skid Qty	List
1 1/2	02223	10	1,120	236.05
2	02224	10	560	674.95

P-TRAP W/ UNION

STYLE NO. A708P
H x H



Size	Item No.	Master Qty	Skid Qty	List
1 1/2	02215	25	875	210.40
2	02216	15	560	384.85

LA P-TRAP W/ UNION & 1 PC POLY NUT

STYLE NO. A711M
SJ x H



Size	Item No.	Master Qty	Skid Qty	List
1 1/2	02221	25	700	334.85

LA P-TRAP W/ UNION & 2 SIZE SJ WASHERS

STYLE NO. A711P
SJ x H (FURNISHED W/BOTH SIZE SJ WASHERS)



Size	Item No.	Master Qty	Skid Qty	List
1 1/4 x 1 1/2	02220	25	700	403.50

DRUM TRAP, W/ CLEANOUT

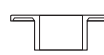
STYLE NO. A720X
H x H (W/PLUG)



Size	Item No.	Master Qty	Skid Qty	List
3 x 6 x 1 1/2	03100	15	420	589.85

CLOSET FLANGE

STYLE NO. A800
H (ONE PIECE WITH SLOTS)



Size	Item No.	Master Qty	Skid Qty	List
4 x 4	02902	25	700	182.45

CLOSET FLANGE W/ STOP - HUB

STYLE NO. A805
H (ONE PIECE WITH SLOTS)



Size	Item No.	Master Qty	Skid Qty	List
4 x 3	02903	25	700	183.45

CLOSET FLANGE - HUB W/ KNOCK OUT

STYLE NO. A800K
H (ONE PIECE WITH SLOTS)



Size	Item No.	Master Qty	Skid Qty	List
4 x 3	02254	25	700	222.30

CLOSET FLANGE, SPIGOT, REDUCING

STYLE NO. A801
SP (ONE PIECE PLASTIC)



Size	Item No.	Master Qty	Skid Qty	List
4 x 3	02919	25	875	245.50

CLOSET FLANGE - MALE

STYLE NO. A808
MPT



Size	Item No.	Master Qty	Skid Qty	List
4 x 3	02260	25	700	186.60

CLOSET FLANGE - HUB, ADJUSTABLE PLASTIC RING

STYLE NO. A810
H (W / SLOTS)



Size	Item No.	Master Qty	Skid Qty	List
4 x 4	02256	25	700	588.50

CLOSET FLANGE, W/ STOP, ADJUSTABLE, W/ PLASTIC RING

STYLE NO. A810S
H (W / SLOTS)



Size	Item No.	Master Qty	Skid Qty	List
4 x 3	02251	25	700	577.35

CLOSET FLANGE, ADJUSTABLE, W/ METAL RING, EPOXY COATED

STYLE NO. A811
H (W / SLOTS)



Size	Item No.	Master Qty	Skid Qty	List
4 x 3	02227	25	700	430.60
4 x 4	02226	25	700	392.30

CLOSET FLANGE, SPIGOT, ADJUSTABLE, W/ METAL RING, EPOXY COATED


STYLE NO. A812
SP



Size	Item No.	Master Qty	Skid Qty	List
4 x 3	02228	25	875	469.95
4 x 4	02229	25	700	507.95

CLOSET FLANGE, SPIGOT, ADJUSTABLE, W/ PLASTIC RING

STYLE NO. A812P
SP



Size	Item No.	Master Qty	Skid Qty	List
4 x 3	02252	25	875	681.80

FLUSH CLOSET FLANGE

ABS DWV FITTINGS

SWIVEL TRAY PLUG ADAPTER W/ WASHER STYLE NO. A900

Size	Item No.	Master Qty	Skid Qty	List
1 1/2	03418	30	4,320	157.95

EXTENDED SWIVEL TRAY PLUG ADAPTER W/ WASHER STYLE NO. A900X

SP X NPSM Thread (EXTENDED)



Size	Item No.	Master Qty	Skid Qty	List
1 1/2	03013	10	2,880	202.85

SWIVEL TRAY PLUG ADAPTER W/ WASHER STYLE NO. A910

H X NPSM Thread



Size	Item No.	Master Qty	Skid Qty	List
1 1/2	03421	30	4,320	178.45