



COPPER FITTINGS - CAST

UW CFC0524

Effective May 1, 2024

(Supersedes UW '0324 Price Lists)

The issuance of this price list is not an offer to sell the goods listed herein at the prices stated.

ADAPTER • TRAP

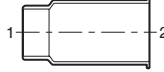
D-724F
FTG x SJ



Item No.	Size	Box	Ctn.	Wt.	List
A 11563	1-1/4x1-1/4 OD	10	100	0.25	340

ADAPTER • SOIL PIPE

D-733
C x SPIGOT



Item No.	Size	Box	Ctn.	Wt.	List
A 07220	4	-	15	2.23	1055.23
REDUCING					
A 07016	1-1/4 x 2	-	50	0.93	498.5
A 07322	2 x 4	-	10	2.49	1344.61
A 07169	3 x 4	-	20	2.78	1251.49

ADAPTER • SOIL PIPE

D-736N
C x NO HUB



Item No.	Size	Box	Ctn.	Wt.	List
A 07486	2	-	50	0.397	370.81
A 07488	3	-	50	0.75	498.84
REDUCING					
A 07485	1-1/2 x 2	-	50	0.42	330.96

ADAPTER • TRAP

D-738
C x O.D. TUBE



Item No.	Size	Box	Ctn.	Wt.	List
A 07251	1-1/4x1-1/4 OD	25	250	0.21	277.6
A 07252	1-1/2x1-1/2 OD	10	100	0.223	236.72
REDUCING					
A 07253	1-1/2x1-1/4 OD	10	100	0.201	251.81

ADAPTER • TRAP

D-732F
C x M



Item No.	Size	Box	Ctn.	Wt.	List
A 07230	1-1/4	25	150	0.232	246.38
A 07231	1-1/2	25	150	0.246	208.46
A 07232	2	10	100	0.346	380.44
A 07264	3	-	50	0.923	751.21
REDUCING					
A 07263	1-1/4 x 1-1/2	10	100	0.44	279.49
A 07492	2 x 1-1/2	10	100	0.52	818.53

ADAPTER • FLUSH - TRAP

D-732C
C x M



Item No.	Size	Box	Ctn.	Wt.	List
A 07645	1-1/2	25	150	0.199	257.14
A 07646	2	10	100	0.234	257.83

ADAPTER • FLUSH - TRAP

D-729
C x SJ THD



Item No.	Size	Box	Ctn.	Wt.	List
W 07050	1-1/4	50	500	0.05	163.39
W 07051	1-1/2	50	500	0.057	143.36
W 07052	2	25	250	0.052	184.18

ADAPTER • FEMALE

D-753
C x F



Item No.	Size	Box	Ctn.	Wt.	List
A 07403	3	-	25	1.45	1043.11
A 07340	4	-	20	2.444	1702.22

ADAPTER

D-754
FTG x F



Item No.	Size	Box	Ctn.	Wt.	List
A 07436	1-1/2	10	100	0.369	379.28
A 07481	2	10	100	0.55	518
A 07482	3	-	25	1.44	1020.57

ADAPTER

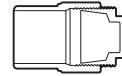
D-732
C x M



Item No.	Size	Box	Ctn.	Wt.	List
A 07234	3	-	25	1.35	910.17
A 07339	4	-	20	2.59	1526
REDUCING					
A 07233	1-1/2 x 1-1/4	10	100	0.313	483.38

CLEANOUT W/ PLUG

D-730
FTG X C.O.



Item No.	Size	Box	Ctn.	Wt.	List
A 11350	1-1/4	10	100	0.49	563.33
A 11351	1-1/2	-	100	0.592	590
A 11352	2	-	50	0.879	641.64
A 11353	3	-	25	2.37	1786
A 11354	4	-	10	4.042	2681.16

CLEANOUT FLUSH W/ PLUG

D-730F
FTG X C.O.



Item No.	Size	Box	Ctn.	Wt.	List
A 11551	1-1/4	10	100	0.2	264.7
A 11552	1-1/2	15	150	0.289	259.22
A 11553	2	10	100	0.411	310.7
A 11554	3	5	50	0.96	659.42

45° ELBOW (CAST)

D-702
C x C



Item No.	Size	Box	Ctn.	Wt.	List
A 07304	4	-	10	2.47	1542.12

45° ELBOW (STREET)

D-702
FTG x C



Item No.	Size	Box	Ctn.	Wt.	List
A 07124	4	-	10	2.81	2093.33

90° ELBOW (CAST)

D-700
C x C



Item No.	Size	Box	Ctn.	Wt.	List
A 07215	4	-	10	3.92	2240.43
REDUCING					
A 07056	1-1/2 x 1-1/4	10	100	0.43	285.91
A 07210	2 x 1-1/2	-	50	0.714	389.37

90° ELBOW

D-700
FTG X C



Item No.	Size	Box	Ctn.	Wt.	List
A 07119	4	-	10	3.84	3168.09

90° ELBOW

D-705
C x F



Item No.	Size	Box	Ctn.	Wt.	List
A 07059	1-1/2	-	100	0.72	422.8
A 07097	2	-	25	1.211	610.29

90° ELBOW

D-722
C x M



Item No.	Size	Box	Ctn.	Wt.	List
A 07326	1-1/2	-	50	0.66	556

22-1/2° ELBOW

D-703
C x C



Item No.	Size	Box	Ctn.	Wt.	List
A 07011	1-1/4	25	200	0.22	188.8
A 07098	2	-	50	0.486	289.39
A 07157	3	-	25	0.99	546.51

11-1/4° ELBOW

D-704
C x C



Item No.	Size	Box	Ctn.	Wt.	List
A 07063	1-1/2	10	100	0.298	322.47
A 07103	2	5	50	0.41	527

90° ELBOW W/ LOW HEEL INLET

D-737
C x C x C



Item No.	Size	Box	Ctn.	Wt.	List
A 07330	3 x 3 x 2	-	10	2.575	1420.83

PLUG

D-745
M



Item No.	Size	Box	Ctn.	Wt.	List
A 07679	3/4	100	1000	0.08	109
A 07437	1-1/2	25	150	0.223	123.8
A 07222	2	10	100	0.326	175.37

COPPER FITTINGS - CAST

TEE

D-707
C x C x C



Item No.	Size	Box	Ctn.	Wt.	List
A 07208	4	-	5	5.421	2574.88
REDUCING					
A 07308	4 x 4 x 3	-	10	3.706	2131.26
A 07309	x 2	-	15	2.91	2131.26

TEE

D-708
C x C x F



Item No.	Size	Box	Ctn.	Wt.	List
A 07046	1-1/2	-	50	0.88	1047.28
A 07100	2	-	25	1.57	1309.18
REDUCING					
A 07101	2 x 2 x 1-1/2	-	25	1.17	1148

TEE • DOUBLE

D-718
C x C x C x C

Item No.	Size	Box	Ctn.	Wt.	List
A 07065	1-1/2	-	50	0.846	653.38
A 07105	2	-	25	1.389	1044.83
REDUCING					
A 07066	1-1/2 x 1-1/4	-	50	0.717	647
A 07106	2 x 1-1/2	-	25	0.988	937.89
A 07171	3 x 2	-	15	2.53	1334.63
A 07320	3 x 1-1/2	-	25	1.51	1589.88

LONG TURN T-Y • DOUBLE - BAFFLE

D-786
C x C x C x C



Item No.	Size	Box	Ctn.	Wt.	List
A 07110	2x1-1/2x1-1/2x1-1/2	1	25	1.898	1262.79

ELBOW DOUBLE

D-706
C x C x C



Item No.	Size	Box	Ctn.	Wt.	List
A 07443	1-1/2	-	50	0.776	658.26
A 07444	2	-	25	1.31	949.56
REDUCING					
A 07446	2x1-1/2x1-1/2	-	50	0.97	1207

TEE • TEST

D-714
C x C x C.O



Item No.	Size	Box	Ctn.	Wt.	List
A 11360	1-1/2	-	50	0.883	770.53
A 11366	2	-	25	1.369	866.2
A 11367	3	-	10	3.723	2079.28

LONG TURN T-Y

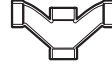
D-715
C x C x C



Item No.	Size	Box	Ctn.	Wt.	List
A 07082	1-1/4	-	50	0.93	596
A 07041	1-1/2	-	10	0.87	494.6
A 07083	2	-	10	1.903	997
A 07158	3	-	10	3.49	1756.98
REDUCING					
A 07084	2 x 2 x 1-1/2	-	25	1.071	754.09
A 07159	3 x 3 x 2	-	10	2.78	1528.62

LONG TURN T-Y • DOUBLE

D-717
C x C x C x C



Item No.	Size	Box	Ctn.	Wt.	List
A 07061	1-1/2	-	25	1.25	1371.11
A 07089	2	-	10	2.83	1826.29
REDUCING					
A 07090	2 x 1-1/2	-	25	1.96	1316

45° WYE

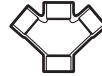
D-719
C x C x C



Item No.	Size	Box	Ctn.	Wt.	List
A 07005	1-1/4	-	50	0.684	401.22
A 07037	1-1/2	-	50	0.941	524
A 07077	2	-	25	1.26	553.1
A 07150	3	-	20	3.191	1263.33
A 07200	4	-	5	5.55	2574.88
REDUCING					
A 07078	2 x 2 x 1-1/2	-	50	1.15	558
A 07079	x 1-1/4	-	25	1.01	756.17
A 07249	x 1-1/2 x 2	-	40	1.16	1228.26
A 07318	x 1-1/2	-	50	0.85	584.46
A 07152	3 x 3 x 2	-	25	2.017	1152.31
A 07153	x 1-1/2	-	25	1.69	1152.31
A 07315	4 x 4 x 3	-	10	3.96	1813.33
A 07203	x 2	-	10	2.9	1813.33

45° WYE • DOUBLE

D-720
C x C x C x C



Item No.	Size	Box	Ctn.	Wt.	List
A 07039	1-1/2	-	50	1.12	746.11
A 07080	2	-	20	2.263	1174.8
A 07379	3	-	10	4.184	1880.43
REDUCING					
A 07081	2x2x1-1/2x1-1/2	-	25	1.412	948.09

SWIVEL

D-778
C x C x C.O.



Item No.	Size	Box	Ctn.	Wt.	List
A 11395	3 x 6 x 1-1/2	-	10	2.9	3193.42

P-TRAP (CAST)

D-762
C x SJ



Item No.	Size	Box	Ctn.	Wt.	List
A 15654	1-1/2	-	25	1.603	980

P-TRAP W/ CLEANOUT

D-763
C x SJ



Item No.	Size	Box	Ctn.	Wt.	List
A 15660	1-1/2	-	20	1.8	1880.43
A 15661	2	-	25	2.762	1616.64

P-TRAP W/ CLEANOUT

D-761
C x C



Item No.	Size	Box	Ctn.	Wt.	List
A 15656	1-1/4	-	50	1.272	1183.46
A 15657	1-1/2	-	50	1.552	906.22
A 15658	2	-	25	2.396	1230

P-TRAP

D-760
C x C



Item No.	Size	Box	Ctn.	Wt.	List
A 15651	1-1/2	-	50	1.405	723.43
A 15652	2	-	25	2.271	1113.52

P-TRAP W/ UNION JOINT

D-740
C x SJ



Item No.	Size	Box	Ctn.	Wt.	List
A 15636	1-1/2	-	25	1.864	1706

RETURN BEND W/ CLEANOUT

D-783
C x C



Item No.	Size	Box	Ctn.	Wt.	List
A 15692	1-1/4	-	50	0.81	616
A 15695	1-1/2	-	50	0.98	590.33
A 15698	2	-	25	1.395	783.81

RETURN BEND

D-782
C x C



Item No.	Size	Box	Ctn.	Wt.	List
A 07675	1-1/4	-	50	0.759	767.22
A 07682	1-1/2	-	50	0.832	516.22
A 07690	2	-	25	1.27	997
A 07484	3	-	10	2.77	1725.53
REDUCING					
A 07483	2 x 1-1/2	-	25	1.445	1292.62

‡ Consult factory. All sizes are nominal.