



A BRAND OF MUELLER INDUSTRIES 

COPPER FITTINGS - HVACR

SOLDER JOINT PRESSURE WROT & CAST

UW CFR 0718

Effective July 2, 2018
(Supersedes UW CFR0518)

Wholesale list pricing. Please consult your sales representative for any pricing details and further information.
The issuance of this price list is not an offer to sell the goods listed herein at the prices stated.

ADAPTER

FEMALE WC-402 C x F

Part	Size	Box	Ctn	Wt	List
W 01204	1/4 x 1/2	100	300	0.10	16.99
W 01205	x 3/8	100	700	0.05	18.21
W 01206	x 1/4	100	900	0.04	22.95
W 01207	x 1/8	100	1500	0.04	22.03
W 01214	3/8 x 3/8	50	1000	0.06	18.08
W 01215	x 1/4	50	750	0.05	18.92
W 01216	x 1/8	100	1500	0.03	21.46
W 01223	1/2 x 3/4	50	300	0.16	25.54
W 01224	x 1/2	50	500	0.10	20.34
W 01225	x 3/8	50	750	0.06	19.80
W 01226	x 1/4	50	750	0.06	16.75
W 01230	5/8 x 3/4	25	250	0.16	21.55
W 01231	x 1/2	50	500	0.10	10.07
W 01232	x 3/8	50	500	0.07	15.50
W 01233	x 1/4	50	500	0.06	15.50
W 01238	3/4 x 3/4	50	500	0.15	23.10
W 01239	x 1/2	50	500	0.09	29.38
W 01245	7/8 x 1	10	100	0.28	46.17
W 01246	x 3/4	25	250	0.14	13.80
W 01247	x 1/2	25	250	0.11	21.55
W 01261	1-1/8 x 1-1/4	10	100	0.42	82.10
W 01263	x 1	100	100	0.25	31.52
W 01264	x 3/4	25	250	0.22	46.17
W 01265	x 1/2	20	200	0.25	57.76
W 01270	1-3/8 x 1-1/2	10	100	0.50	97.59
W 01271	x 1-1/4	10	100	0.46	45.73
W 01272	x 1	100	100	0.33	96.60
W 01278	1-5/8 x 2	1	60	0.74	181.60
W 01279	x 1-1/2	10	100	0.53	71.47
W 01280	x 1-1/4	10	100	0.39	106.23
W 01287	2-1/8 x 2	1	50	0.57	97.05
W 01288	x 1-1/2	5	50	0.74	157.97
W 01296	2-5/8 x 2-1/2	1	25	1.22	322.42
W 01297	3-1/8 x 3	1	15	1.83	459.48

ADAPTER

FITTING WC-405 FTG x F

Part	Size	Box	Ctn	Wt	List
W 01514	3/8 x 3/8	50	750	0.06	30.61
W 01524	1/2 x 1/2	50	350	0.10	28.91
W 01525	x 3/8	50	750	0.06	25.40
W 01526	x 1/4	50	750	0.06	64.71
W 01531	5/8 x 1/2	50	450	0.11	19.84
W 01532	x 3/8	50	750	0.06	26.75
W 01546	7/8 x 3/4	25	250	0.17	25.58
W 01547	x 1/2	50	500	0.11	52.20
W 01563	1-1/8 x 1	25	250	0.24	45.74
W 01564	x 3/4	25	250	0.18	101.87
W 01571	1-3/8 x 1-1/4	10	100	0.40	73.15
W 01579	1-5/8 x 1-1/2	10	100	0.46	96.02
W 01587	2-1/8 x 2	1	50	0.65	127.60
W 01596	2-5/8 x 2-1/2	1	25	1.20	627.36

ADAPTER

MALE WC-401 C x M

Part	Size	Box	Ctn	Wt	List
W 01105	1/4 x 3/8	50	750	0.06	35.02
W 01106	x 1/4	50	1200	0.03	26.83
W 01107	x 1/8	50	1000	0.02	38.12
W 01113	3/8 x 1/2	50	500	0.09	17.93
W 01114	x 3/8	50	1000	0.06	34.83
W 01115	x 1/4	50	1200	0.03	29.60
W 01116	x 1/8	50	1000	0.02	26.30
W 01123	1/2 x 3/4	25	250	0.17	22.53
W 01124	x 1/2	50	500	0.09	20.67
W 01125	x 3/8	50	500	0.07	14.75
W 01126	x 1/4	50	750	0.05	34.05
W 01129	5/8 x 1	15	150	0.30	41.01
W 01130	x 3/4	25	250	0.17	18.30

W 01131	x 1/2	50	500	0.06	6.36
W 01132	x 3/8	50	500	0.07	16.00
W 01133	x 1/4	25	600	0.06	19.29
W 01138	3/4 x 3/4	25	250	0.14	23.10
W 01139	x 1/2	25	500	0.12	34.65
W 01145	7/8 x 1	10	100	0.29	40.20
W 01146	x 3/4	25	250	0.11	10.63
W 01147	x 1/2	25	250	0.12	18.30
W 01161	1-1/8 x 1-1/2	10	100	0.48	110.27
W 01162	x 1 1/4	10	100	0.42	58.46
W 01163	x 1	10	100	0.24	27.16
W 01164	x 3/4	10	100	0.17	40.20
W 01165	x 1/2	25	250	0.18	50.17
W 01170	1-3/8 x 1-1/2	10	100	0.48	92.92
W 01171	x 1-1/4	10	100	0.41	39.02
W 01172	x 1	10	100	0.24	59.42
W 01173	x 3/4	10	100	0.21	68.52
W 01178	1-5/8 x 2	1	50	0.78	173.80
W 01179	x 1-1/2	10	100	0.51	45.73
W 01180	x 1-1/4	10	100	0.37	92.51
W 01181	x 1	100	100	0.38	109.87
W 01187	2-1/8 x 2	5	50	0.57	77.37
W 01188	x 1-1/2	1	50	0.64	179.13
W 01189	x 1-1/4	1	50	0.57	179.05
W 01196	2-5/8 x 2-1/2	1	20	1.26	270.64
W 01197	x 2	1	20	0.98	460.07
W 01199	3-1/8 x 3	1	20	1.70	336.60
W 01150	4-1/8 x 4	1	16	3.71	440.92

ADAPTER

FITTING WC-404 FTG x M

Part	Size	Box	Ctn	Wt	List
W 01425	1/2 x 3/8	50	750	0.05	25.40
W 01431	5/8 x 1/2	50	500	0.09	27.67
W 01432	x 3/8	50	750	0.07	63.91
W 01446	7/8 x 3/4	25	250	0.15	35.62
W 01447	x 1/2	50	250	0.13	66.67
W 01463	1-1/8 x 1	25	250	0.23	45.27
W 01464	x 3/4	25	250	0.19	74.68
W 01471	1-3/8 x 1-1/4	10	100	0.41	138.59
W 01479	1-5/8 x 1-1/2	10	100	0.49	167.97
W 01487	2 1/8 x 2	1	50	0.76	271.62
W 01496	2-5/8 x 2-1/2	1	20	1.95	544.65

ADAPTER

MALE (FLUSH) 104-F C X MPT

Part	Size	Box	Ctn	Wt	List
W 01136	5/8 X 1/2	50	1700	0.028	31.01

BUSHING

FLUSH WC-106 FTG x C

Part	Size	Box	Ctn	Wt	List
W 01706	3/8 x 1/4	100	3400	0.01	4.91
W 01712	1/2 x 3/8	100	3400	0.01	4.82
W 01714	x 1/4	100	2400	0.02	5.55
W 01715	5/8 x 1/2	100	1500	0.02	6.12
W 01717	x 3/8	100	1500	0.05	6.96
W 01720	3/4 x 5/8	50	750	0.03	7.43
W 01721	x 1/2	50	750	0.06	9.73
W 01722	x 3/8	50	750	0.08	8.51
W 01725	7/8x 3/4	50	500	0.04	11.87
W 01726	x 5/8	50	500	0.07	11.37
W 01727	x 1/2	50	500	0.11	12.89
W 01737	1-1/8 x 7/8	50	500	0.13	17.39
W 01738	x 3/4	50	500	0.18	20.26
W 01739	x 5/8	25	250	0.22	19.59
W 01743	1-3/8 x 1-1/8	10	200	0.16	21.77
W 01745	x 7/8	10	200	0.30	26.61
W 01750	1-5/8 x 1-3/8	10	100	0.22	28.09
W 01751	x 1-1/8	10	100	0.41	30.18
W 01758	2-1/8 x 1-5/8	10	100	0.68	82.10

W 01759	x 1-3/8	5	50	0.94	93.74
W 01767	2-5/8 x 2-1/8	1	50	0.92	490.36

BUSHING

FLUSH WC-417 FTG x F (BRASS)

Part	Size	Box	Ctn	Wt	List
A 07812NL	5/8 x 1/8	100	1600	0.04	21.36
A 07813NL	x 1/4	50	1200	0.02	22.43
A 07815NL	1-1/8 x 1/2	50	300	0.17	79.07

CAP

FLUSH WC-415 C

Part	Size	Box	Ctn	Wt	List
W 07002	1/4	50	2000	0.00	4.13
W 07004	3/8	50	2000	0.01	2.58
W 07006	1/2	50	1000	0.01	4.11
W 07007	5/8	50	1000	0.02	2.22
W 07008	3/4	50	1000	0.03	4.73
W 07009	7/8	25	1000	0.04	4.12
W 07011	1-1/8	10	500	0.08	9.63
W 07012	1-3/8	25	250	0.11	12.75
W 07013	1-5/8	25	250	0.18	18.65
W 07014	2-1/8	1	100	0.30	34.38
W 07015	2-5/8	1	50	0.48	100.10
W 07016	3-1/8	1	50	0.73	128.90
W 07017	3-5/8	1	25	1.15	392.98
W 07018	4-1/8	1	20	1.50	235.47

COUPLING

NO STOP WC-400NS C x C

Part	Size	Box	Ctn	Wt	List
W 01900	1/4	100	3400	0.01	4.20
W 01901	3/8	50	1700	0.01	1.73
W 01902	1/2	50	1700	0.02	5.83
W 01903	5/8	100	1000	0.03	3.01
W 01904	3/4	25	375	0.04	8.82
W 01905	7/8	50	500	0.06	6.31
W 01906	1-1/8	25	250	0.11	13.16
W 01907	1-3/8	25	250	0.15	19.25
W 01908	1-5/8	10	100	0.25	25.98
W 01909	2-1/8	1	75	0.40	44.82
W 01910	2-5/8	1	50	0.66	53.43
W 01911	3-1/8	1	25	1.03	98.23
W 01913	4-1/8	1	15	2.15	182.53

COUPLING

ROLLED STOP WC-400 C x C

Part	Size	Box	Ctn	Wt	List
W 01000	1/8	100	3400	0.00	2.57
W 01001	3/16	100	3400	0.00	3.12
W 01003	1/4	100	3400	0.01	2.55
W 01009	3/8	50	1700	0.01	2.12
W 01017	1/2	50	1700	0.02	2.76
W 01022	5/8	50	1000	0.03	2.28
W 01028	3/4	50	500	0.05	6.00
W 01034	7/8	25	500	0.06	4.66
W 01040	1	25	250	0.09	15.46
W 01047	1-1/8	10	250	0.11	9.13

COPPER FITTINGS - WROT & CAST

COUPLING

STACKED STOP WC-400S

C x C



Part	Size	Box	Ctn	Wt	List
W 10141	1/4	100	3400	0.01	2.40
W 10142	5/16	100	3400	0.01	2.71
W 10143	3/8	50	1700	0.01	2.10
W 10144	1/2	50	1700	0.02	2.72
W 10145	5/8	100	1000	0.03	2.30
W 10157	3/4	25	500	0.04	6.74
W 10146	7/8	50	500	0.06	4.68
W 10147	1-1/8	25	250	0.11	9.13
W 10148	1-3/8	25	250	0.15	15.67
W 10149	1-5/8	10	100	0.22	21.12
W 10150	2-1/8	1	75	0.41	35.25
W 10151	2-5/8	1	50	0.66	68.20
W 10152	3-1/8	1	25	1.02	96.38
W 10153	3-5/8	1	20	1.03	184.90
W 10154	4-1/8	1	15	2.15	196.36
W 10155	5-1/8	1	8	3.67	452.27
W 10156	6-1/8	1	3	4.61	750.24
W 10130	8-1/8	-	1	14.13	2424.38

COUPLING

REDUCING WC-400R

C x C



Part	Size	Box	Ctn	Wt	List
W 01004	1/4 x 3/16	50	1700	0.01	15.10
W 01005	x 1/8	50	1700	0.01	16.18
W 01010	3/8 x 5/16	50	1700	0.01	13.32
W 01011	x 1/4	50	1700	0.01	13.84
W 01019	1/2 x 3/8	50	1700	0.02	4.54
W 01021	x 1/4	50	1200	0.02	6.11
W 01023	5/8 x 1/2	100	1000	0.03	4.70
W 01025	x 3/8	100	1000	0.03	5.65
W 01027	x 1/4	100	1000	0.03	6.25
W 01029	3/4 x 5/8	100	600	0.05	11.37
W 01030	x 1/2	100	600	0.04	14.03
W 01031	x 3/8	100	600	0.04	12.41
W 01035	7/8 x 3/4	100	1000	0.06	8.03
W 01036	x 5/8	25	500	0.08	8.10
W 01037	7/8 x 1/2	50	500	0.06	10.02
W 01038	x 3/8	50	500	0.06	9.84
W 01049	1-1/8 x 7/8	25	250	0.12	14.71
W 01050	x 3/4	25	250	0.11	15.68
W 01051	x 5/8	25	250	0.11	17.70
W 01052	x 1/2	25	250	0.11	17.93
W 01056	1-3/8 x 1-1/8	10	100	0.20	20.38
W 01058	x 7/8	10	100	0.17	20.38
W 01060	x 5/8	10	100	0.17	21.62
W 01064	1-5/8 x 1-3/8	10	100	0.23	33.77
W 01065	x 1-1/8	10	100	0.23	34.41
W 01067	x 7/8	10	100	0.24	34.41
W 01069	x 5/8	10	100	0.22	36.58
W 01073	2-1/8 x 1-5/8	1	100	0.43	52.18
W 01074	x 1-3/8	1	100	0.43	52.18
W 01075	x 1-1/8	1	100	0.46	56.14
W 01077	x 7/8	1	100	0.40	57.20
W 01079	x 5/8	1	75	0.41	59.52
W 01083	2-5/8 x 2-1/8	1	50	0.65	107.33
W 01084	x 1-5/8	1	50	0.75	109.57
W 01085	x 1-3/8	1	50	0.70	123.82
W 01086	x 1-1/8	1	50	0.71	124.64
W 01093	3-1/8 x 2-5/8	1	25	1.07	132.68
W 01094	x 2-1/8	1	25	1.10	129.97
W 01095	x 1-5/8	1	25	1.01	145.09
W 10101	3-5/8 x 3-1/8	1	25	1.22	224.84
W 10108	4-1/8 x 3-5/8	1	20	1.87	299.86
W 10109	x 3-1/8	1	20	0.76	263.47
W 10110	x 2-5/8	1	15	1.88	299.86
W 10111	x 2-1/8	1	20	1.97	288.28

45° ELBOW

WE-504

C x C



Part	Size	Box	Ctn	Wt	List
W 03005	1/4	50	1700	0.01	21.02
W 03012	3/8	50	1700	0.01	15.68
W 03021	1/2	25	850	0.03	13.43
W 03026	5/8	50	500	0.04	5.55
W 03030	3/4	50	500	0.06	23.52
W 03034	7/8	25	250	0.09	9.43
W 03044	1-1/8	10	200	0.16	23.66
W 03050	1-3/8	10	100	0.25	31.72
W 03055	1-5/8	10	100	0.36	38.96
W 03059	2-1/8	10	50	0.60	65.03
W 03063	2-5/8	5	25	1.00	126.30
W 03067	3-1/8	2	20	1.53	176.63
W 03070	3-5/8	2	10	2.81	303.45
W 03073	4-1/8	1	5	3.14	363.66

45° ELBOW

STREET WE-505

FTG x C



Part	Size	Box	Ctn	Wt	List
W 03312	3/8	100	3400	0.01	23.35
W 03321	1/2	100	1500	0.03	18.34
W 03326	5/8	50	500	0.04	6.60
W 03330	3/4	50	500	0.06	37.37
W 03334	7/8	25	250	0.09	9.53
W 03344	1-1/8	25	250	0.15	31.88
W 03350	1-3/8	10	100	0.24	39.02
W 03355	1-5/8	10	100	0.33	48.68
W 03359	2-1/8	5	50	0.61	77.37
W 03363	2-5/8	2	20	1.05	168.01
W 03368	3-1/8	2	10	1.52	213.73
W 03373	4-1/8	1	5	3.12	1015.36

45° ELBOW

WE-507

FTG x FTG



Part	Size	Box	Ctn	Wt	List
W 03621	1/2	50	1700	0.02	35.03
W 03626	5/8	50	750	0.04	37.61
W 03634	7/8	25	250	0.10	42.24
W 03644	1-1/8	10	100	0.18	42.10

90° ELBOW

SHORT RADIUS WE-500

C x C



Part	Size	Box	Ctn	Wt	List
W 02003	1/4	50	1700	0.01	8.39
W 02009	3/8	50	1700	0.02	8.82
W 01617	1/2	50	750	0.03	8.53
W 01622	5/8	50	500	0.04	3.08
W 02028	3/4	50	500	0.08	17.85
W 01634	7/8	25	250	0.09	6.79
W 02040	1	20	200	0.22	31.10
W 01647	1-1/8	10	100	0.18	16.66
W 02084	1-3/8	10	100	0.30	24.68
W 02085	1-5/8	10	100	0.42	38.49
W 02086	2-1/8	10	50	0.76	70.10
W 02087	2-5/8	5	25	1.19	127.84
W 02088	3-1/8	5	25	1.88	181.60
W 02089	3-5/8	2	10	2.77	561.55
W 02090	4-1/8	2	10	4.34	398.15
W 02097	6-1/8	1	1	13.73	2084.12

REDUCING

Part	Size	Box	Ctn	Wt	List
W 02011	3/8 x 1/4	50	750	0.02	26.16
W 02019	1/2 x 3/8	50	750	0.03	14.58
W 02023	5/8 x 1/2	50	500	0.05	24.55
W 02025	x 3/8	50	500	0.05	24.58
W 02029	3/4 x 5/8	50	500	0.06	23.88
W 02035	7/8 x 3/4	50	500	0.11	16.67
W 02036	x 5/8	50	500	0.11	17.40
W 02037	x 1/2	50	500	0.11	19.32
W 02049	1-1/8 x 7/8	25	250	0.17	31.88
W 02050	x 3/4	25	250	0.16	36.01
W 02051	x 5/8	25	250	0.18	35.61
W 02052	x 1/2	25	150	0.20	36.80
W 02056	1-3/8 x 1-1/8	10	100	0.33	80.36
W 02077	1-5/8 x 1-3/8	5	50	0.33	105.65
W 02078	2-1/8 x 1-5/8	5	50	0.60	142.25

90° ELBOW

INTERMEDIATE RADIUS WE-500I

C x C

Part	Size	Box	Ctn	Wt	List
W 02017	1/2	50	1000	0.03	8.40
W 02022	5/8	100	1000	0.05	9.84
W 02034	7/8	50	500	0.11	17.75
W 02047	1-1/8	25	250	0.24	23.75

90° ELBOW

LONG RADIUS WE-500L

C x C



Part	Size	Box	Ctn	Wt	List
W 02701	3/16	50	1000	0.01	19.76
W 02715	1/4	50	1700	0.01	15.68
W 02710	5/16	50	1700	0.01	14.64
W 02716	3/8	50	1700	0.02	12.03
W 02717	1/2	50	500	0.04	15.21
W 02722	5/8	50	500	0.06	13.64
W 02728	3/4	50	500	0.09	13.80
W 02734	7/8	25	250	0.13	17.63
W 02747	1-1/8	10	100	0.27	28.36
W 02055	1-3/8	10	100	0.42	45.96
W 02063	1-5/8	5	50	0.60	60.49
W 02072	2-1/8	5	25	1.23	159.26
W 02082	2-5/8	5	25	2.05	234.64
W 02092	3-1/8	2	10	3.13	310.37
W 02093	3-5/8	1	5	5.53	1121.22
W 02095	4-1/8	-	1	7.98	805.76

REDUCING

Part	Size	Box	Ctn	Wt	List
W 02711	3/8 x 1/4	50	3000	0.01	43.24
W 02719	1/2 x 3/8	50	1000	0.03	24.21
W 02723	5/8 x 1/2	50	500	0.04	36.80
W 02725	x 3/8	50	1000	0.03	34.97
W 02735	7/8 x 3/4	25	250	0.12	41.52
W 02736	x 5/8	50	400	0.09	40.66
W 02749	1-1/8 x 7/8	10	200	0.17	61.92
W 02756	1-3/8 x 1-1/8	10	100	0.31	70.47
W 02058	x 7/8	10	100	0.37	68.86
W 02064	1-5/8 x 1-3/8	5	50	0.44	109.76
W 02065	x 1-1/8	5	50	0.52	109.75
W 02073	2-1/8 x 1-5/8	2	20	0.98	174.40
W 02074	x 1-3/8	2	20	0.94	180.27
W 02075	x 1-1/8	2	20	0.97	180.27
W 02083	2-5/8 x 2-1/8	2	20	1.53	533.32

90° ELBOW

STREET SHORT RADIUS WE-503


FTG x C



COPPER FITTINGS - WROT & CAST

90° ELBOW


STREET LONG RADIUS

WE-503L FTG x C 

Part	Size	Box	Ctn	Wt	List
W 02809	3/8	50	1700	0.02	14.27
W 02817	1/2	50	500	0.04	27.88
W 02822	5/8	50	500	0.06	20.51
W 02828	3/4	25	250	0.09	24.24
W 02834	7/8	25	250	0.13	24.49
W 02847	1-1/8	10	100	0.26	41.68
W 02350	1-3/8	10	100	0.42	59.70
W 02355	1-5/8	5	50	0.60	85.18
W 02359	2-1/8	5	25	1.23	138.83
W 02363	2-5/8	5	25	2.08	249.29
W 02368	3-1/8	2	10	3.12	375.71
W 02393	3-5/8	1	5	5.52	1316.26
W 02395	4-1/8	-	1	8.07	1154.35

90° ELBOW


SHORT RADIUS

WE-506 FTG x FTG 

Part	Size	Box	Ctn	Wt	List
W 02612	3/8	50	1700	0.02	26.85
W 02621	1/2	50	750	0.03	30.45
W 02626	5/8	50	500	0.05	16.03
W 02634	7/8	25	250	0.11	35.35
W 02644	1-1/8	10	100	0.22	41.73
W 02684	1-3/8	10	100	0.31	53.02
W 02685	1-5/8	5	50	0.43	68.59
W 02686	2-1/8	1	10	0.79	141.30
W 02687	2-5/8	1	10	1.25	270.93
W 02688	3-1/8	1	10	2.08	281.66
W 02690	4-1/8	1	5	3.88	2046.27


90° ELBOW

LONG RADIUS

WE-506L FTG x FTG 

Part	Size	Box	Ctn	Wt	List
W 02650	1-3/8	5	50	0.44	86.73
W 02655	1-5/8	5	50	0.63	124.88
W 02659	2-1/8	1	25	1.23	202.86

FITTING REDUCER


WC-403 FTG x C 

Part	Size	Box	Ctn	Wt	List
REDUCING					
W 01302	1/4 x 1/8	50	1700	0.00	5.62
W 01306	3/8 x 1/4	50	1700	0.01	5.99
W 01312	1/2 x 3/8	50	1700	0.02	6.20
W 01314	x 1/4	50	1700	0.01	7.58
W 01315	5/8 x 1/2	50	750	0.03	5.28
W 01317	x 3/8	50	1700	0.03	5.83
W 01320	3/4 x 5/8	100	1000	0.04	12.62
W 01321	x 1/2	100	900	0.04	12.75
W 01322	x 3/8	100	900	0.04	13.40
W 01325	7/8 x 3/4	50	500	0.06	8.03
W 01326	x 5/8	25	500	0.06	7.97
W 01327	x 1/2	50	500	0.06	10.42
W 01337	1-1/8 x 7/8	25	250	0.11	12.47
W 01338	x 3/4	25	250	0.10	14.80
W 01339	x 5/8	25	250	0.10	15.91
W 01340	x 1/2	20	200	0.10	15.04
W 01343	1-3/8 x 1-1/8	10	100	0.17	22.71
W 01345	x 7/8	10	100	0.17	22.27
W 01347	x 5/8	10	100	0.16	22.27
W 01350	1-5/8 x 1-3/8	10	100	0.23	29.00
W 01351	x 1-1/8	10	100	0.24	29.00
W 01353	x 7/8	10	100	0.23	29.58
W 01355	x 5/8	10	100	0.22	29.58
W 01358	2-1/8 x 1-5/8	1	100	0.44	54.60
W 01359	x 1-3/8	1	100	0.43	54.60
W 01360	x 1-1/8	1	100	0.45	58.65
W 01362	x 7/8	1	100	0.43	58.65
W 01364	x 5/8	1	100	0.42	62.27
W 01367	2-5/8 x 2-1/8	1	50	0.62	101.01
W 01368	x 1-5/8	1	50	0.57	103.16
W 01369	x 1-3/8	1	50	0.62	105.02
W 01370	x 1-1/8	1	50	0.63	117.53
W 01376	3-1/8 x 2-5/8	1	25	1.00	121.92
W 01377	x 2-1/8	1	25	0.89	119.21
W 01378	x 1-5/8	1	50	0.92	133.15
W 01379	x 1-3/8	1	50	1.02	130.20
W 01381	3-5/8 x 3-1/8	1	20	1.28	173.67
W 01382	x 2-5/8	1	20	1.37	173.76

W 01383	x 2-1/8	1	20	1.47	173.76
W 01386	4-1/8 x 3-5/8	1	20	1.74	245.39
W 01387	x 3-1/8	1	15	1.77	248.47
W 01388	x 2-5/8	1	15	1.83	258.39
W 01389	x 2-1/8	1	15	1.86	271.86

HANGER


HI-EAR

W-124 C 

Part	Size	Box	Ctn	Wt	List
A 03167	5/8	100	1000	0.03	14.67
A 03168	7/8	50	500	0.04	21.68
A 03171	1-1/8	25	250	0.04	27.22

P-TRAP

SUCTION LINE


WE-554P C x C 

Part	Size	Box	Ctn	Wt	List
W 61007	1/2	10	50	0.23	70.30
W 60999	5/8	10	50	0.38	88.45
W 61008	3/4	10	50	0.51	131.98
W 61000	7/8	5	25	0.63	98.37
W 61001	1-1/8	3	15	0.87	149.58
W 61002	1-3/8	4	20	1.16	269.38
W 61003	1-5/8	1	4	2.28	408.79
W 61009	2-1/8	1	3	3.87	840.03

P-TRAP


SUCTION LINE

LONG RADIUS

WE-554PL C x C 


Part	Size	Box	Ctn	Wt	List
W 60998	5/8	30	150	0.15	56.70
W 60997	3/4	20	100	0.30	105.34
W 60996	7/8	15	75	0.36	88.62
W 60995	1-1/8	15	75	0.58	134.73
W 60994	1-3/8	5	25	0.97	241.41
W 60993	1-5/8	1	5	1.84	356.17
W 60992	2-1/8	1	3	3.61	773.63
W 60991	2-5/8	1	3	5.62	1176.53

RETURN BEND

WE-512 C x C 

Part	Size	Box	Ctn	Wt	List
W 06025	3/8 x 4-1/2	25	150	0.10	19.88
W 06020	x 1-1/2	25	850	0.02	11.25
W 06048	1/2 x 6	100	100	0.21	30.67
W 06045	x 4	200	200	0.14	14.43
W 06041	x 3	25	250	0.11	14.03
W 06036	x 2	50	300	0.09	14.71
W 06035	x 12-9/32	50	300	0.08	14.33
W 06032	x 1-1/2	50	500	0.06	15.07
W 06069	5/8 x 6	5	30	0.30	37.55
W 06062	x 3-3/8	10	100	0.14	50.51
W 06060	x 3	25	150	0.17	23.15
W 06058	x 2-1/2	25	250	0.14	24.84
W 06056	x 2-1/4	25	250	0.13	48.11
W 06053	x 1-7/8	25	250	0.11	25.29
W 06051	x 19/16	25	250	0.10	25.13
W 06084	3/4 x 4	120	120	0.25	52.98
W 06081	x 3-3/8	10	90	0.24	51.92
W 06077	x 2-1/2	10	100	0.17	53.57
W 06074	x 2-1/8	10	100	0.16	59.80
W 06073	x 2	10	100	0.15	58.62
W 06095	x 3-3/8	10	100	0.26	57.41
W 06092	x 2-1/2	10	100	0.23	43.85
W 60111	1-1/8 x 3-1/4	5	50	0.37	101.89
W 60110	x 3	5	50	0.47	88.49
W 60121	1-3/8 x 3-3/4	5	50	0.57	162.66
W 60131	1-5/8 x 4-1/2	1	25	0.85	183.01
W 60140	2-1/8 x 5-1/2	3	15	1.92	476.85

TEE

WT-600 C x C x C 

Part	Size	Box	Ctn	Wt	List
W 40302	3/16	50	1000	0.01	24.60
W 40306	1/4	100	2400	0.01	16.65
W 40313	5/16	50	1700	0.02	19.82
W 40400	3/8	50	1700	0.02	17.59
W 40401	1/2	50	500	0.04	14.10
W 40406	5/8	50	500	0.06	5.17
W 40417	3/4	25	250	0.12	32.24

W 04031	7/8	25	200	0.14	12.47
W 04048	1-1/8	10	100	0.28	37.37
W 04068	1-3/8	5	50	0.42	51.53
W 04084	1-5/8	5	50	0.60	77.86
W 40102	2-1/8	5	25	1.14	123.82
W 40123	2-5/8	2	20	1.72	227.90
W 40152	3-1/8	2	10	2.77	327.27
W 40190	3-5/8	1	5	5.66	948.73
W 40200	4-1/8	1	5	5.99	766.77
W 40400	5-1/8	1	1	12.38	2347.59
W 40500	6-1/8	-	1	20.85	3206.52

REDUCING

W 40368	1/4x1/4x3/8	50	750	0.03	44.04
W 40308	x 3/16	50	1700	0.01	40.87
W 40334	5/16x5/16x3/8	50	750	0.03	57.25
W 40416	3/8x3/8x5/8	50	500	0.08	32.96
W 40405	x 1/2	50	500	0.04	41.36
W 40324	x 1/4	50	1700	0.02	29.11
W 40330	x 1/4 x 3/8	50	500	0.02	37.22
W 40332	x 1/4	50	1700	0.02	38.75
W 40415	1/2x1/2x5/8	50	500	0.09	26.98
W 40402	x 3/8	50	500	0.04	27.93
W 40350	x 1/4	50	500	0.04	27.93
W 40403	x 3/8x1/2	50	500	0.05	42.28
W 40404	x 3/8	50	500	0.04	39.46
W 40358	x 1/4	50	750	0.04	52.52
W 40363	x 1/4x1/2	50	750	0.05	51.92
W 40364	x 3/8	50	750	0.04	55.04
W 40366	x 1/4	50	450	0.05	51.92
W 40467	5/8x5/8x1-1/8	10	100	0.36	50.57
W 04047	x 7/8	25	250	0.11	23.66
W 04029	x 3/4	25	250	0.10	87.89
W 04007	x 1/2	50	500	0.08	25.80
W 04008	x 3/8	50	500	0.06	25.80
W 04014	x 1/4	50	500	0.08	30.52
W 04009	x 1/2x5/8	50	500	0.09	35.49
W 04010	x 1/2	50	500	0.08	36.10
W 04011	x 3/8	50	500	0.09	33.57
W 04012	x 3/8x5/8	50	500	0.09	39.03
W 40367	x 1/2	50	500	0.08	46.20
W 04013	x 3/8	50	500	0.09	33.59
W 04046	3/4x3/4x7/8	25	250	0.15	50.67
W 04018	x 5/8	25	250	0.10	52.00
W 04019	x 1/2	25	250	0.10	52.00
W 04020	x 3/8	25	250	0.10	52.00
W 04021	x 5/8x 3/4	25	225	0.13	52.43
W 04022	x 5/8	25	250	0.11	52.43
W 04023	x 1/2	25	225	0.11	61.15
W 04025	x 1/2x3/4	25	250	0.15	56.36
W 04026	x 5/8	25	225	0.14	54.66
W 04027	x 1/				

COPPER FITTINGS - WROT & CAST

W 04073	x 1-1/8 x1-3/8	5	50	0.48	73.15
W 04074	x 1-1/8	5	50	0.46	71.47
W 04075	x 7/8	5	50	0.38	70.10
W 04076	x 5/8	5	50	0.36	73.15
W 04078	x 7/8 x 1-3/8	5	50	0.45	71.47
W 04079	x 1-1/8	5	50	0.46	76.95
W 04080	x 7/8	5	50	0.37	71.47
W 04081	x 5/8	5	50	0.34	79.90
W 04083	x 5/8 x 1-3/8	5	50	0.57	73.15
W 40121	1-5/8x1-5/8x2-1/8	2	20	1.21	231.22
W 04085	x 1-3/8	5	50	0.57	59.12
W 04086	x 1-1/8	5	50	0.52	59.12
W 04087	x 7/8	5	50	0.47	59.12
W 04088	x 5/8	5	50	0.42	59.12
W 04089	x 1/2	5	50	0.41	67.38
W 04090	x 1-3/8x1-5/8	5	50	0.68	125.95
W 04091	x 1-3/8	5	50	0.69	120.98
W 04092	x 1-1/8	5	50	0.57	118.62
W 04093	x 7/8	5	50	0.57	120.98
W 04094	x 5/8	5	50	0.45	125.95
W 04095	x 1-1/8x1-5/8	5	50	0.68	120.98
W 04096	x 1-3/8	5	50	0.65	125.95
W 04097	x 1-1/8	5	50	0.61	118.62
W 04098	x 7/8	5	50	0.56	120.98
W 40237	x 5/8	5	30	0.45	125.95
W 04099	x 7/8 x 1-5/8	5	50	0.67	118.62
W 40239	x 1-3/8	5	50	0.75	130.08
W 40240	x 1-1/8	5	50	0.52	125.95
W 40238	x 7/8	5	50	0.55	125.95
W 40243	x 5/8	5	50	0.47	132.68
W 40244	x 5/8 x 15/8	5	50	0.66	121.22
W 40153	2-1/8x2-1/8x3-1/8	1	10	2.55	722.88
W 40144	x 2-5/8	1	10	1.46	461.01
W 40103	x 1-5/8	5	50	0.99	96.43
W 40104	x 1-3/8	5	50	0.85	107.05
W 40105	x 1-1/8	5	50	0.88	96.43
W 40106	x 7/8	5	50	0.83	93.57
W 40107	x 5/8	5	50	0.67	93.57
W 40108	x 1/2	2	20	0.68	106.96
W 40109	x 1-5/8x2-1/8	2	20	1.31	161.15
W 40110	x 1-5/8	2	20	1.15	157.73
W 40111	x 1-3/8	2	20	0.87	174.77
W 40112	x 1-1/8	2	20	1.06	161.15
W 40113	x 7/8	2	20	0.75	161.15
W 40114	x 5/8	5	50	0.77	166.59
W 40115	x 1-3/8x2-1/8	2	20	1.30	167.89
W 40116	x 1-5/8	2	20	1.14	169.78
W 40117	x 1-3/8	2	20	1.09	174.86
W 40118	x 1-1/8	2	20	0.95	173.21
W 40119	x 7/8	5	50	0.76	173.21
W 40120	x 5/8	5	20	0.78	173.27
W 40245	x 1-1/8x2-1/8	5	25	1.64	161.15
W 40247	x 1-1/8	5	50	1.06	161.15
W 40248	x 7/8 x 2-1/8	5	25	1.71	161.15
W 40249	x 5/8 x 2-1/8	5	25	2.13	161.15
W 40124	2-5/8x2-5/8x2-1/8	2	20	1.59	265.95
W 40125	x 1-5/8	2	20	1.49	265.95
W 40126	x 1-3/8	2	20	1.87	265.95
W 40127	x 1-1/8	2	20	1.83	265.95
W 40128	x 7/8	1	10	1.83	260.16
W 40129	x 5/8	1	10	2.05	265.95
W 40130	x 21/8x2-5/8	4	20	2.30	343.92
W 40131	x2-1/8	2	20	1.84	332.83
W 40132	x 1-5/8	4	20	2.09	344.64
W 40133	x 1-3/8	4	20	2.12	358.23
W 40134	x 1-1/8	4	20	2.10	358.23
W 40135	x 7/8	4	20	2.06	358.23
W 40136	x 5/8	4	20	2.20	358.58
W 40137	x 1-5/8x2-5/8	4	20	2.32	358.23
W 40138	x 2-1/8	4	20	1.84	414.78
W 40139	x 1-5/8	4	20	2.11	414.78
W 40140	x 1-3/8	4	20	2.17	362.42
W 40141	x 1-1/8	4	20	1.83	394.13
W 40142	x 7/8	4	20	2.36	394.13
W 40143	x 5/8	4	20	2.36	394.13
W 40220	x 1-3/8x2-5/8	4	20	2.35	379.02
W 40250	x 2-1/8	4	20	1.82	379.46
W 40251	x 1-5/8	4	20	2.47	380.33
W 40252	x 1-3/8	4	20	1.96	380.33
W 40254	x 7/8	4	20	2.18	408.98
W 40221	x 1-1/8x2-5/8	4	20	2.40	379.02
W 40256	x 2-1/8	4	20	1.97	380.33
W 40257	x 1-5/8	4	20	2.15	380.33
W 40258	x 1-3/8	4	20	2.04	408.98
W 40259	x 1-1/8	4	20	2.27	380.33
W 40222	x 7/8x2-5/8	4	20	2.41	364.96
W 40151	3-1/8x3-1/8x2-5/8	2	10	2.45	301.27
W 40150	x 2-1/8	2	20	2.30	275.16
W 40149	x 1-5/8	2	10	2.18	275.16
W 40148	x 1-3/8	2	10	2.38	275.16

W 40147	x 1-1/8	2	20	1.84	275.16
W 40146	x 7/8	2	20	1.49	275.16
W 40145	x 5/8	2	20	1.38	275.16
W 40159	x 2-5/8x3-1/8	2	10	2.96	476.01
W 40158	x 2-5/8	2	10	4.52	459.71
W 40157	x 2-1/8	2	10	2.68	459.71
W 40156	x 1-5/8	2	10	2.63	564.48
W 40155	x 1-3/8	2	10	2.62	465.48
W 40154	x 1-1/8	2	20	2.02	664.15
W 40167	x 2-1/8x3-1/8	2	10	3.07	476.01
W 40165	x 2-5/8	2	10	4.64	501.07
W 40164	x 2-1/8	2	10	2.75	448.96
W 40163	x 1-5/8	2	10	2.57	664.03
W 40162	x 1-3/8	2	10	2.61	664.03
W 40161	x 1-1/8	2	20	2.04	664.03
W 40174	x 1-5/8x3-1/8	2	10	2.98	459.71
W 40181	x 1-3/8x3-1/8	2	10	3.14	502.25
W 40178	x 1-1/8x3-1/8	2	10	3.02	502.25
W 40179	x 7/8x3-1/8	2	10	3.03	489.25
W 40198	4-1/8x4-1/8x3-1/8	1	5	4.94	544.07
W 40197	x 2-5/8	1	5	5.16	589.09
W 40196	x 2-1/8	1	10	4.52	51767
W 40195	x 1-5/8	1	10	4.10	489.01
W 40194	x 1-3/8	1	10	3.65	511.82
W 40193	x 1-1/8	1	10	3.05	489.01
W 40192	x 7/8	1	10	2.89	553.99
W 40191	x 5/8	1	10	2.89	540.29
W 40208	x 3-1/8x4-1/8	1	5	6.25	1023.15
W 40206	x 3-1/8	1	5	5.12	988.89
W 40205	x 2-5/8	1	5	5.61	1078.68
W 40204	x 2-1/8	1	5	4.76	1023.15
W 40212	x 2-5/8x4-1/8	1	5	6.05	1023.15
W 40216	x 2-1/8x4-1/8	1	5	6.13	1023.15
W 40215	x 1-5/8x4-1/8	1	5	6.78	1022.46
W 40214	4-1/8x1-3/8x4-1/8	1	5	8.57	1023.40
W 40213	x 1-1/8x4-1/8	1	5	6.75	1023.40
W 40503	6-1/8x6-1/8x3-1/8	1	1	11.00	3206.52
W 40504	x 2-5/8	1	1	11.11	3047.02
W 40505	x 2-1/8	1	1	9.54	3047.02

TEE

FITTING WT-600F

C x FTG x C



Part	Size	Box	Ctn	Wt	List
W 04106	5/8	50	300	0.10	19.74
W 04131	7/8	25	150	0.19	30.84

UNION

WC-407

C x C



Part	Size	Box	Ctn	Wt	List
W 08001	3/8	25	250	0.07	51.32
W 08002	1/2	25	250	0.07	52.85
W 08003	5/8	25	250	0.10	32.63
W 08004	7/8	25	150	0.26	40.22
W 08005	1-1/8	10	100	0.36	68.99

COPPER TUBE STRAP

2-HOLE WS-1100



Part	Size	Box	Ctn	Wt	List
A 01203	1/4	100	4000	0.01	1.53
A 01278	3/8	100	5600	0.01	1.53
A 01366	1/2	100	3400	0.01	1.59
A 02529	5/8	100	1500	0.01	1.75
A 01467	3/4	100	2000	0.01	1.66
A 02574	7/8	50	750	0.01	2.91
A 02614	1-1/8	50	750	0.02	3.00
A 02650	1-3/8	50	500	0.04	3.58
A 02675	1-5/8	50	500	0.05	4.27
A 02708	2-1/8	50	500	0.06	4.75

PERFORATED COPPER STRAP

WS-1101



Part	Size	Box	Ctn	Wt	List
A 01211	25 Ft. Roll	1	10	1.63	203.80

Most fittings available in larger nominal sizes thru 8".
All sizes are O.D.