



A BRAND OF MUELLER INDUSTRIES 

COPPER FITTINGS - WROT

SOLDER JOINT PRESSURE & DWV

UW CFW 0718

Effective July 2, 2018
(Supersedes UW CFW0518)

Wholesale list pricing. Please consult your sales representative for any pricing details and further information.
The issuance of this price list is not an offer to sell the goods listed herein at the prices stated.

ADAPTER

FEMALE WC-402 C x F 

Part	Size	Box	Ctn	Wt	List
W 01207	1/8	100	1500	0.04	22.03
W 01215	1/4	50	750	0.05	18.92
W 01225	3/8	50	750	0.06	19.80
WB01231	1/2	50	500	0.10	10.07
WB01246	3/4	25	250	0.14	13.80
WB01263	1	10	100	0.25	31.52
W 01271	1-1/4	10	100	0.46	45.73
W 01279	1-1/2	10	100	0.53	71.47
W 01287	2	1	50	0.57	97.05
W 01296	2-1/2	1	25	1.22	322.42
W 01297	3	1	15	1.83	459.48

REDUCING

W 01205	x 3/8	100	700	0.05	18.21
W 01206	x 1/4	100	900	0.04	22.95
W 01214	1/4 x 3/8	50	1000	0.06	18.08
W 01216	x 1/8	100	1500	0.03	21.46
W 01223	3/8 x 3/4	50	300	0.16	25.54
W 01224	x 1/2	50	500	0.10	20.34
W 01226	x 1/4	50	750	0.06	16.75
WB01230	1/2 x 3/4	25	250	0.16	21.55
W 01232	x 3/8	50	500	0.07	15.50
W 01233	x 1/4	50	500	0.06	15.50
W 01238	5/8 x 3/4	50	500	0.15	23.10
W 01239	x 1/2	50	500	0.09	29.38
W 01245	3/4 x 1	10	100	0.28	46.17
W 01247	x 1/2	25	250	0.11	21.55
W 01261	1 x 1-1/4	10	100	0.42	82.10
W 01264	x 3/4	25	250	0.22	46.17
W 01265	x 1/2	20	200	0.25	57.76
W 01270	1-1/4 x 1-1/2	10	100	0.50	97.59
W 01272	x 1	10	100	0.33	96.60
W 01278	1-1/2 x 2	1	60	0.74	181.60
W 01280	x 1-1/4	10	100	0.39	106.23
W 01288	2 x 1-1/2	5	50	0.74	157.97

ADAPTER

FITTING WC-405 FTG x F 

Part	Size	Box	Ctn	Wt	List
W 01525	3/8	50	750	0.06	25.40
W 01531	1/2	50	450	0.11	19.84
W 01546	3/4	25	250	0.17	25.58
W 01563	1	25	250	0.24	45.74
W 01571	1-1/4	10	100	0.40	73.15
W 01579	1-1/2	10	100	0.46	96.02
W 01587	2	1	50	0.65	127.60
W 01596	2-1/2	1	25	1.20	627.36

REDUCING

W 01514	1/4 x 3/8	50	750	0.06	30.61
W 01524	3/8 x 1/2	50	350	0.10	28.91
W 01526	x 1/4	50	750	0.06	64.71
W 01532	1/2 x 3/8	50	750	0.06	26.75
W 01547	3/4 x 1/2	50	500	0.11	52.20
W 01564	1 x 3/4	25	250	0.18	101.87

ADAPTER

MALE WC-401 C x M 

Part	Size	Box	Ctn	Wt	List
W 01107	1/8	50	1000	0.02	38.12
W 01115	1/4	50	1200	0.03	29.60
W 01125	3/8	50	500	0.07	14.75
WB01131	1/2	50	500	0.06	6.36
WB01146	3/4	25	250	0.11	10.63
WB01163	1	10	100	0.24	27.16
W 01171	1-1/4	10	100	0.41	39.02
W 01179	1-1/2	10	100	0.51	45.73
W 01187	2	5	50	0.57	77.37
W 01196	2-1/2	1	20	1.26	270.64
W 01199	3	1	20	1.70	336.60
W 01150	4	1	16	3.71	440.92

REDUCING

W 01105	1/8 x 3/8	50	750	0.06	35.02
W 01106	x 1/4	50	1200	0.03	26.83
W 01113	1/4 x 1/2	50	500	0.09	17.93
W 01114	x 3/8	50	1000	0.06	34.83
W 01116	x 1/8	50	1000	0.02	26.30
W 01123	3/8 x 3/4	25	250	0.17	22.53
W 01124	x 1/2	50	500	0.09	20.67
W 01126	x 1/4	50	750	0.05	34.05

ADAPTER (CONT.)

W 01129	1/2 x 1	15	150	0.30	41.01
WB01130	x 3/4	25	250	0.17	18.30
W 01132	x 3/8	50	500	0.07	16.00
W 01133	x 1/4	25	600	0.06	19.29
W 01138	5/8 x 3/4	25	250	0.14	23.10
W 01139	x 1/2	25	500	0.12	34.65
W 01145	3/4 x 1	10	100	0.29	40.20
W 01147	x 1/2	25	250	0.12	18.30
W 01161	1 x 1-1/2	10	100	0.48	110.27
W 01162	x 1-1/4	10	100	0.42	58.46
W 01164	x 3/4	10	100	0.17	40.20
W 01165	x 1/2	25	250	0.18	50.17
W 01170	1-1/4 x 1-1/2	10	100	0.48	92.92
W 01172	x 1	10	100	0.24	59.42
W 01173	x 3/4	10	100	0.21	68.52
W 01178	1-1/2 x 2	1	50	0.78	173.80
W 01180	x 1-1/4	10	100	0.37	92.51
W 01181	x 1	10	100	0.38	109.87
W 01188	2 x 1-1/2	1	50	0.64	179.13
W 01189	x 1-1/4	1	50	0.57	179.05
W 01197	2-1/2 x 2	1	20	0.98	460.07

ADAPTER

MALE (FLUSH) 104-F C x MPT 

Part	Size	Box	Ctn	Wt	List
W 01136	1/2	50	1700	0.03	31.01

ADAPTER

FITTING WC-404 FTG x M 

Part	Size	Box	Ctn	Wt	List
W 01425	3/8	50	750	0.05	25.40
W 01431	1/2	50	500	0.09	27.67
W 01446	3/4	25	250	0.15	35.62
W 01463	1	25	250	0.23	45.27
W 01471	1-1/4	10	100	0.41	138.59
W 01479	1-1/2	10	100	0.49	167.97
W 01487	2	1	50	0.76	271.62
W 01496	2-1/2	1	20	1.95	544.65

REDUCING

W 01432	1/2 x 3/8	50	750	0.07	63.91
W 01447	3/4 x 1/2	50	250	0.13	66.67
W 01464	1 x 3/4	25	250	0.19	74.68

AIR CHAMBER

WA-515 FTG 

Part	Size	Box	Ctn	Wt	List
W 06000	1/2 x 6	1	100	0.22	28.71
W 06001	x 12	1	50	0.42	42.27

BUSHING

FLUSH WC-106 FTG 

Part	Size	Box	Ctn	Wt	List
W 01706	1/4 x 1/8	100	3400	0.01	4.91
W 01712	3/8 x 1/4	100	3400	0.01	4.82
W 01714	x 1/8	100	2400	0.02	5.55
W 01715	1/2 x 3/8	100	1500	0.02	6.12
W 01717	x 1/4	100	1500	0.05	6.96
W 01720	5/8 x 1/2	50	750	0.03	7.43
W 01721	x 3/8	50	750	0.06	9.73
W 01722	x 1/4	50	750	0.08	8.51
W 01725	3/4 x 5/8	50	500	0.04	11.87
W 01726	x 1/2	50	500	0.07	11.37
W 01727	x 3/8	50	500	0.11	12.89
W 01737	1 x 3/4	50	500	0.13	17.39
W 01738	x 5/8	50	500	0.18	20.26
W 01739	x 1/2	25	250	0.22	19.59
W 01743	1-1/4 x 1	10	200	0.16	21.77
W 01745	x 3/4	10	200	0.30	26.61
W 01750	1-1/2 x 1-1/4	10	100	0.22	28.09
W 01751	x 1	10	100	0.41	30.18
W 01758	2 x 1-1/2	10	100	0.68	82.10
W 01759	x 1-1/4	5	50	0.94	93.74
W 01767	2-1/2 x 2	1	50	0.92	490.36

BUSHING

FLUSH WC-417 FTG X F 
(BRASS) ***Call for net prices

Part	Size	Box	Ctn	Wt	List
A 07813NL	1/2 x 1/4	50	1200	0.02	22.43
A 07812NL	x 1/8	100	1600	0.04	21.36
A 07815NL	1 x 1/2	50	300	0.17	79.07

CAP

WC-415 C 

Part	Size	Box	Ctn	Wt	List
W 07002	1/8	50	2000	0.00	4.13
W 07004	1/4	50	2000	0.01	2.58
W 07006	3/8	50	1000	0.01	4.11
WB07007	1/2	50	1000	0.02	2.22
W 07008	5/8	50	1000	0.03	4.73
WB07009	3/4	25	1000	0.04	4.12
WB07011	1	10	500	0.08	9.63
W 07012	1-1/4	25	250	0.11	12.75
W 07013	1-1/2	25	250	0.18	18.65
W 07014	2	1	100	0.30	34.38
W 07015	2-1/2	1	50	0.48	100.10
W 07016	3	1	50	0.73	128.90
W 07017	3-1/2	1	25	1.15	392.98
W 07018	4	1	20	1.50	235.47

COUPLING

NO STOP WC-400NS C x C 

Part	Size	Box	Ctn	Wt	List
W 01900	1/8	100	3400	0.01	4.20
W 01901	1/4	50	1700	0.01	1.73
W 01902	3/8	50	1700	0.02	5.83
W 01903	1/2	100	1000	0.03	3.01
W 01904	5/8	25	375	0.04	8.82
W 01905	3/4	50	500	0.06	6.31
W 01906	1	25	250	0.11	13.16
W 01907	1-1/4	25	250	0.15	19.25
W 01908	1-1/2	10	100	0.25	25.98
W 01909	2	1	75	0.40	44.82
W 01910	2-1/2	1	50	0.66	53.43
W 01911	3	1	25	1.03	98.23
W 01913	4	1	15	2.15	182.53

COUPLING

ROLLED STOP WC-400 C x C

COPPER FITTINGS - WROT

COUPLING contd.					
W 10155	5	1	8	3.67	452.27
W 10156	6	1	3	4.61	750.24
W 10130	8	-	1	14.13	2424.38

COUPLING					
REDUCING WC-400R C x C					

Part	Size	Box	Ctn	Wt	List
W 01011	1/4 x 1/8	50	1700	0.01	13.84
W 01019	3/8 x 1/4	50	1700	0.02	4.54
W 01021	x 1/8	50	1200	0.02	6.11
W 01023	1/2 x 3/8	100	1000	0.03	4.70
W 01025	x 1/4	100	1000	0.03	5.65
W 01027	x 1/8	100	1000	0.03	6.25
W 01029	5/8 x 1/2	100	600	0.05	11.37
W 01030	x 3/8	100	600	0.04	14.03
W 01031	x 1/4	100	600	0.04	12.41
W 01035	3/4 x 5/8	100	1000	0.06	8.03
WB01036	x 1/2	25	500	0.08	8.10
W 01037	x 3/8	50	500	0.06	10.02
W 01038	x 1/4	50	500	0.06	9.84
W 01049	1 x 3/4	25	250	0.12	14.71
W 01050	x 5/8	25	250	0.11	15.68
W 01051	x 1/2	25	250	0.11	17.70
W 01052	x 3/8	25	250	0.11	17.93
W 01056	1-1/4 x 1	10	100	0.20	20.38
W 01058	x 3/4	10	100	0.17	20.38
W 01060	x 1/2	10	100	0.17	21.62
W 01064	1-1/2 x 1-1/4	10	100	0.23	33.77
W 01065	x 1	10	100	0.23	34.41
W 01067	x 3/4	10	100	0.24	34.41
W 01069	x 1/2	10	100	0.22	36.58
W 01073	2 x 1-1/2	1	100	0.43	52.18
W 01074	x 1-1/4	1	100	0.43	52.18
W 01075	x 1	1	100	0.46	56.14
W 01077	x 3/4	1	100	0.40	57.20
W 01079	x 1/2	1	75	0.41	59.52
W 01083	2-1/2 x 2	1	50	0.65	107.33
W 01084	x 1-1/2	1	50	0.75	109.57
W 01085	x 1-1/4	1	50	0.70	123.82
W 01086	x 1	1	50	0.71	124.64
W 01093	3 x 2-1/2	1	25	1.07	132.68
W 01094	x 2	1	25	1.10	129.97
W 01095	x 1-1/2	1	25	1.01	145.09
W 10101	3-1/2 x 3	1	25	1.22	224.84
W 10108	4 x 3-1/2	1	20	1.87	299.86
W 10109	x 3	1	20	0.76	263.47
W 10110	x 2-1/2	1	15	1.88	299.86
W 10111	x 2	1	20	1.97	288.28
W 10116	5 x 4	1	10	3.31	1032.61
W 10123	6 x 4	1	6	5.29	1598.53
W 10124	x 3	1	6	5.00	1598.53

COUPLING					
CROSS OVER WC-412 C x C					

A 02535	1/2	5	100	0.12	52.47
A 02583	3/4	5	50	0.26	196.86

45° ELBOW					
WE-504 C x C					

Part	Size	Box	Ctn	Wt	List
W 03005	1/8	50	1700	0.01	21.02
W 03012	1/4	50	1700	0.01	15.68
W 03021	3/8	25	850	0.03	13.43
WB03026	1/2	50	500	0.04	5.55
W 03030	5/8	50	500	0.06	23.52
WB03034	3/4	25	250	0.09	9.43
WB03044	1	10	200	0.16	23.66
W 03050	1-1/4	10	100	0.25	31.72
W 03055	1-1/2	10	100	0.36	38.96
W 03059	2	10	50	0.60	65.03
W 03063	2-1/2	5	25	1.00	126.30
W 03067	3	2	20	1.53	176.63
W 03070	3-1/2	2	10	2.81	303.45
W 03073	4	1	5	3.14	363.66
W 03074	5	1	1	6.56	1319.71
W 03075	6	1	1	10.64	2078.22

45° ELBOW					
STREET WE-505 FTG x C					

Part	Size	Box	Ctn	Wt	List
W 03312	1/4	100	3400	0.01	23.35
W 03321	3/8	100	1500	0.03	18.34
WB03326	1/2	50	500	0.04	6.60
W 03330	5/8	50	500	0.06	37.37
WB03334	3/4	25	250	0.09	9.53
W 03344	1	25	250	0.15	31.88
W 03350	1-1/4	10	100	0.24	39.02
W 03355	1-1/2	10	100	0.33	48.68
W 03359	2	5	50	0.61	77.37
W 03363	2-1/2	2	20	1.05	168.01
W 03368	3	2	10	1.52	213.73
W 03373	4	1	5	3.12	1015.36

45° ELBOW					
WE-507 FTG x FTG					

W 03634	3/4	25	250	0.10	42.24
W 03644	1	10	100	0.18	42.10

90° ELBOW					
SHORT RADIUS WE-500 C x C					

Part	Size	Box	Ctn	Wt	List
W 02003	1/8	50	1700	0.01	8.39
W 02009	1/4	50	1700	0.02	8.82
W 01617	3/8	50	750	0.03	8.53
WB01622	1/2	50	500	0.04	3.08
W 02028	5/8	50	500	0.08	17.85
WB01634	3/4	25	250	0.09	6.79
WB01647	1	10	100	0.18	16.66
W 02084	1-1/4	10	100	0.30	24.68
W 02085	1-1/2	10	100	0.42	38.49
W 02086	2	10	50	0.76	70.10
W 02087	2-1/2	5	25	1.19	127.84
W 02088	3	5	25	1.88	181.60
W 02089	3-1/2	2	10	2.77	561.55
W 02090	4	2	10	4.34	398.15
W 02096	5	1	1	8.59	1563.09
W 02097	6	1	1	13.73	2084.12
W 02099	8	1	1	27.00	7698.49

REDUCING					
W 02011	1/4 x 1/8	50	750	0.02	26.16
W 02019	3/8 x 1/4	50	750	0.03	14.58
W 02023	1/2 x 3/8	50	500	0.05	24.55
W 02025	x 1/4	50	500	0.05	24.58
W 02029	5/8 x 1/2	50	500	0.06	23.88
W 02035	3/4 x 5/8	50	500	0.11	16.67
W 02036	x 1/2	50	500	0.11	17.40
W 02037	x 3/8	50	500	0.11	19.32
W 02049	1 x 3/4	25	250	0.17	31.88
W 02051	x 1/2	25	250	0.18	35.61
W 02056	1-1/4 x 1	10	100	0.33	80.36
W 02077	1-1/2 x 1-1/4	5	50	0.33	105.65
W 02078	2 x 1-1/2	5	50	0.60	142.25

90° ELBOW					
INTERMEDIATE RADIUS WE-500I C x C					

Part	Size	Box	Ctn	Wt	List
W 02017	3/8	50	1000	0.03	8.40
W 02022	1/2	100	1000	0.05	9.84
W 02034	3/4	50	500	0.11	17.75
W 02047	1	25	250	0.24	23.75

90° ELBOW					
LONG RADIUS WE-500L C x C					

Part	Size	Box	Ctn	Wt	List
W 02715	1/8	50	1700	0.01	15.68
W 02716	1/4	50	1700	0.02	12.03
W 02717	3/8	50	500	0.04	15.21
W 02722	1/2	50	500	0.06	13.64
W 02728	5/8	50	500	0.09	13.80
W 02734	3/4	25	250	0.13	17.63
W 02747	1	10	100	0.27	28.36
W 02055	1-1/4	10	100	0.42	45.96
W 02063	1-1/2	5	50	0.60	60.49
W 02072	2	5	25	1.23	159.26
W 02082	2-1/2	5	25	2.05	234.64
W 02092	3	2	10	3.13	310.37
W 02093	3-1/2	1	5	5.53	1121.22
W 02095	4	-	1	7.98	805.76

REDUCING					
W 02711	1/4 x 1/8	50	3000	0.01	43.24
W 02719	3/8 x 1/4	50	1000	0.03	24.21
W 02723	1/2 x 3/8	50	500	0.04	36.80
W 02725	x 1/4	50	1000	0.03	34.97
W 02735	3/4 x 5/8	25	250	0.12	41.52
W 02736	x 1/2	50	400	0.09	40.66
W 02749	1 x 3/4	10	200	0.17	61.92
W 02756	1-1/4 x 1	10	100	0.31	70.47
W 02058	x 3/4	10	100	0.37	68.86
W 02064	1-1/2 x 1-1/4	5	50	0.44	109.76
W 02065	x 1	5	50	0.52	109.75
W 02073	2 x 1-1/2	2	20	0.98	174.40
W 02074	x 1-1/4	2	20	0.94	180.27
W 02075	x 1	2	20	0.97	180.27
W 02083	2-1/2 x 2	2	20	1.53	533.32

90° ELBOW					
STREET SHORT RADIUS WE-503 FTG x C					

Part	Size	Box	Ctn	Wt	List
W 02305	1/8	50	1700	0.01	15.66
W 02312	1/4	50	1700	0.02	15.45
W 02321	3/8	50	750	0.03	10.64
WB01652	1/2	50	500	0.04	4.63
W 02330	5/8	25	250	0.09	18.63
WB01654	3/4	25	250	0.09	9.80
WB02344	1	10	100	0.22	25.10
W 02384	1-1/4	25	125	0.29	36.88
W 02385	1-1/2	10	100	0.44	49.28
W 02386	2	10	50	0.77	107.24
W 02387	2-1/2	5	25	1.23	167.17
W 02388	3	2	20	1.94	234.40
W 02389	3-1/2	1	10	2.78	906.34
W 02390	4	2	10	4.03	520.33

90° ELBOW					
STREET INTERMEDIATE RADIUS WE-503I FTG x C					

Part	Size	Box	Ctn	Wt	List
W 02326	1/2	50	500	0.05	12.58
W 02334	3/4	25	250	0.11	20.23


90° ELBOW					
STREET LONG RADIUS WE-503L FTG x C					

Part	Size	Box	Ctn	Wt	List
W 02809	1/4	50	1700	0.02	14.27
W 02817	3/8	50	500	0.04	27.88
W 02822	1/2	50	500	0.06	20.51
W 02828	5/8	25	250	0.09	24.24
W 02834	3/4	25	250	0.13	24.49
W 02847	1	10	100	0.26	41.68
W 02350	1-1/4	10	100	0.42	59.70
W 02355	1-1/2	5	50	0.60	85.18
W 02359	2	5	25	1.23	138.83
W 02363					


COPPER FITTINGS - WROT

W 01393	x 2	1	6	3.35	1348.07
W 01394	6 x 5	1	6	5.11	2147.92
W 01395	x 4	1	6	5.01	2147.92
W 01396	x 3	1	6	4.79	2147.92


HANGER

HI-EAR C					
W-124					
					
Part	Size	Box	Ctn	Wt	List
A 03167	1/2	100	1000	0.03	14.67
A 03168	3/4	50	500	0.04	21.68
A 03171	1	25	250	0.04	27.22


RETURN BEND

WE-512 C x C					
					
Part	Size	Box	Ctn	Wt	List
W 06025	1/4 x 4-1/2	25	150	0.10	19.88
W 06020	x 1-1/2	25	850	0.02	11.25
W 06048	3/8 x 6	100	100	0.21	30.67
W 06045	x 4	200	200	0.14	14.43
W 06041	x 3	25	250	0.11	14.03
W 06036	x 2	50	300	0.09	14.71
W 06035	x 1-29/32	50	300	0.08	14.33
W 06032	x 1-1/2	50	500	0.06	15.07
W 06069	1/2 x 6	5	30	0.30	37.55
W 06062	x 3-3/8	10	100	0.14	50.51
W 06060	x 3	25	150	0.17	23.15
W 06058	x 2-1/2	25	250	0.14	24.84
W 06056	x 2-1/4	25	250	0.13	48.11
W 06053	x 1-7/8	25	250	0.11	25.29
W 06051	x 1-9/16	25	250	0.10	25.13
W 06084	5/8 x 4	120	120	0.25	52.98
W 06081	x 3-3/8	10	90	0.24	51.92
W 06077	x 2-1/2	10	100	0.17	53.57
W 06074	x 2-1/8	10	100	0.16	59.80
W 06073	x 2	10	100	0.15	58.62
W 06095	3/4 x 3-3/8	10	100	0.26	57.41
W 06092	x 2-1/2	10	100	0.23	43.85
W 60111	1 x 3-1/4	5	50	0.37	101.89
W 60110	x 3	5	50	0.47	88.49
W 60121	1-1/4 x 3-3/4	5	50	0.57	162.66
W 60131	1-1/2 x 4-1/2	1	25	0.85	183.01
W 60140	2 x 5-1/2	3	15	1.92	476.85

P-TRAP

SUCTION LINE WE-554P C x C					
					
Part	Size	Box	Ctn	Wt	List
W 61007	3/8	10	50	0.23	70.30
W 60999	1/2	10	50	0.38	88.45
W 61008	5/8	10	50	0.51	131.98
W 61000	3/4	5	25	0.63	98.37
W 61001	1	3	15	0.87	149.58
W 61002	1-1/4	4	20	1.16	269.38
W 61003	1-1/2	1	4	2.28	408.79
W 61009	2	1	3	3.87	840.03
W 60991	2-1/2	1	3	5.62	1176.53

TEE


WT-600 C x C x C					
					
Part	Size	Box	Ctn	Wt	List
W 40306	1/8	100	2400	0.01	16.65
W 40000	1/4	50	1700	0.02	17.59
W 40001	3/8	50	500	0.04	14.10
WB04006	1/2	50	500	0.06	5.17
W 40017	5/8	25	250	0.12	32.24
WB04031	3/4	25	200	0.14	12.47
WB04048	1	10	100	0.28	37.37
W 40068	1-1/4	5	50	0.42	51.53
W 40084	1-1/2	5	50	0.60	77.86
W 40102	2	5	25	1.14	123.82
W 40123	2-1/2	2	20	1.72	227.90
W 40152	3	2	10	2.77	327.27
W 40190	3-1/2	1	5	5.66	948.73
W 40200	4	1	5	5.99	766.77
W 40400	5	1	1	12.38	2347.59
W 40500	6	-	1	20.85	3206.52
W 40525	8	-	1	36.81	12375.95


REDUCING

Part	Size	Box	Ctn	Wt	List
W 40368	1/8 x 1/8 x 1/4	50	750	0.03	44.04
W 40016	1/4 x 1/4 x 1/2	50	500	0.08	32.96
W 40005	x 3/8	50	500	0.04	41.36
W 40324	x 1/8	50	1700	0.02	29.11
W 40330	x 1/8 x 1/4	50	500	0.02	37.22
W 40332	x 1/8	50	1700	0.02	38.75
W 40015	3/8 x 3/8 x 1/2	50	500	0.09	26.98
W 40002	x 1/4	50	500	0.04	27.93
W 40350	x 1/8	50	500	0.04	27.93
W 40003	x 1/4 x 3/8	50	500	0.05	42.28
W 40004	x 1/4	50	500	0.04	39.46
W 40358	x 1/8	50	750	0.04	52.52
W 40363	x 1/8 x 3/8	50	750	0.05	51.92
W 40364	x 1/4	50	750	0.04	55.04
W 40366	x 1/8	50	450	0.05	51.92
W 40067	1/2 x 1/2 x 1	10	100	0.36	50.57
W 40407	x 3/4	25	250	0.11	23.66
W 40209	x 5/8	25	250	0.10	87.89
W 40007	x 3/8	50	500	0.08	25.80
W 40008	x 1/4	50	500	0.06	25.80
W 40014	x 1/8	50	500	0.08	30.52
W 40009	x 3/8 x 1/2	50	500	0.09	35.49

W 04010	x 3/8	50	500	0.08	36.10
W 04011	x 1/4	50	500	0.09	33.57
W 04012	x 1/4 x 1/2	50	500	0.09	39.03
W 40367	x 3/8	50	500	0.08	46.20
W 40013	x 1/4	50	500	0.09	33.59
W 40046	5/8 x 5/8 x 3/4	25	250	0.15	50.67
W 40018	x 1/2	25	250	0.10	52.00
W 40019	x 3/8	25	250	0.10	52.00
W 40020	x 1/4	25	250	0.10	52.00
W 40021	x 1/2 x 5/8	25	225	0.13	52.43
W 40022	x 1/2	25	250	0.11	52.43
W 40025	x 3/8 x 5/8	25	250	0.15	56.36
W 40065	3/4 x 3/4 x 1	10	100	0.22	41.45
W 40032	x 5/8	25	250	0.17	13.63
WB04033	x 1/2	25	250	0.11	11.87
W 40034	x 3/8	25	250	0.11	16.22
W 40035	x 1/4	25	250	0.11	16.65
W 40036	x 5/8 x 3/4	25	250	0.19	28.73
W 40037	x 5/8	25	250	0.17	25.79
WB04041	x 1/2 x 3/4	25	250	0.15	14.65
W 40042	x 5/8	25	150	0.17	16.59
WB04043	x 1/2	25	250	0.12	14.58
W 40044	x 3/8	25	250	0.12	24.53
W 40045	x 1/4	25	225	0.15	24.05
W 40230	x 3/8 x 3/4	25	250	0.19	27.62
W 40231	x 1/2	25	250	0.17	22.10
W 40232	x 3/8	25	250	0.12	26.79
W 40101	1 x 1 x 1-1/2	5	50	0.47	120.27
W 40082	x 1-1/4	5	50	0.31	84.97
WB04049	x 3/4	10	100	0.24	38.23
W 40050	x 5/8	10	100	0.27	56.36
WB04051	x 1/2	10	100	0.22	38.23
W 40052	x 3/8	10	100	0.19	45.91
W 40055	1x3/4x1	10	100	0.32	45.47
W 40056	x 3/4	10	100	0.30	45.47
W 40057	x 5/8	10	90	0.43	51.80
W 40058	x 1/2	10	100	0.24	45.47
W 40059	x 3/8	10	100	0.21	116.54
W 40233	x 5/8 x 1	10	100	0.33	47.15
W 40234	x 3/4	10	90	0.30	51.87
W 40235	x 5/8	10	100	0.31	52.90
W 40236	x 1/2	10	90	0.35	51.89
W 40061	x 1/2 x 1	10	100	0.30	45.47
W 40062	x 3/4	10	100	0.28	47.86
W 40063	x 1/2	10	100	0.22	45.47
W 40122	1-1/4x1-1/4x2	2	20	0.89	248.11
W 40100	x 1-1/2	5	50	0.49	120.63
W 40069	x 1	5	50	0.41	55.67
W 40070	x 3/4	5	50	0.35	55.67
W 40071	x 1/2	5	50	0.32	55.67
W 40072	x 3/8	5	50	0.29	64.82
W 40073	x 1 x 1-1/4	5	50	0.48	73.15
W 40074	x 1	5	50	0.46	71.47
W 40075	x 3/4	5	50	0.38	70.10
W 40076	x 1/2	5	50	0.36	73.15
W 40078	x 3/4 x 1-1/4	5	50	0.45	71.47
W 40079	x 1	5	50	0.46	76.95
W 40080	x 3/4	5	50	0.37	71.47
W 40081	x 1/2	5	50	0.34	79.90
W 40083	1/2 x 1-1/4	5	50	0.57	73.15
W 40121	1-1/2x1-1/2x2	2	20	1.21	231.22
W 40085	x 1-1/4	5	50	0.57	59.12
W 40086	x 1	5	50	0.52	59.12
W 40087	x 3/4	5	50	0.47	59.12
W 40088	x 1/2	5	50	0.42	59.12
W 40089	x 3/8	5	50	0.41	67.38
W 40090	x1-1/4x1-1/2	5	50	0.68	125.95
W 40091	x 1-1/4	5	50	0.69	120.98
W 40092	x 1	5	50	0.57	118.62
W 40093	x 3/4	5	50	0.57	120.98
W 40094	x 1/2	5	50	0.45	125.95
W 40095	x 1 x 1-1/2	5	50	0.68	120.98
W 40096	x 1-1/4	5	50	0.65	125.95
W 40097	x 1	5	50	0.61	118.62
W 40098	x 3/4	5	50	0.56	120.98
W 40237	x 1/2	5	30	0.45	125.95
W 40099	x 3/4 x 1-1/2	5	50	0.67	118.62
W 40239	x 1-1/4	5	50	0.75	130.08
W 40240	x 1	5	50	0.52	125.95
W 40238	x 3/4 x 3/4	5	50	0.55	125.95
W 40243	x 1/2	5	50	0.47	132.68
W 40244	x 1/2 x 1-1/2	5	50	0.66	121.22
W 40153	2 x 2 x 3	1	10	2.55	722.88
W 40144	x 2-1/2	1	10	1.46	461.01
W 40103	x 1-1/2	5	50	0.99	96.43
W 40104	x 1-1/4	5	50	0.85	107.05
W 40105	x 1	5	50	0.88	96.43
W 40106	x 3/4	5	50	0.83	93.57
W 40107	x 1/2	5	50	0.67	93.57
W 40108	x 3/8	2	20	0.68	106.96
W 40109	x 1-1/2 x 2	2	20	1.31	161.15
W 40110	x 1-1/2	2	20	1.15	157.73
W 40111	x 1-1/4	2	20	0.87	174.77
W 40112	x 1	2	20	1.06	161.15
W 40113	x 3/4	2	20	0.75	161.15
W 40114	x 1/2	5	50	0.77	166.59
W 40115	x 1-1/4 x 2	2	20	1.30	167.89
W 40116	x 1-1/2	2	20	1.14	169.78
W 40117	x 1-1/4	2	20	1.09	174.86
W 40118	x 1	2	20	0.95	173.21
W 40119	x 3/4	5	50	0.76	173.21
W 40120	x 1/2	5	20	0.78	173.27
W 40245	x 1 x 2	5	25	1.64	161.15
W 40247	x 1	5	50		

COPPER FITTINGS - WROT

COPPER TUBE STRAP					
2-HOLE WS-1100					
					
Part	Size	Box	Ctn	Wt	List
A 01203	1/8	100	4,000	0.01	1.53
A 01278	1/4	100	5,600	0.01	1.53
A 01366	3/8	100	3,400	0.01	1.59
A 02529	1/2	100	1,500	0.01	1.75
A 01467	5/8	100	2,000	0.01	1.66
A 02574	3/4	50	750	0.01	2.91
A 02614	1	50	750	0.02	3.00
A 02650	1-1/4	50	500	0.04	3.58
A 02675	1-1/2	50	500	0.05	4.27
A 02708	2	50	500	0.06	4.75

PERFORATED COPPER STRAP					
WS-1101					
					
Part	Size	Box	Ctn	Wt	List
A 01211	25 Ft. Roll	1	10	1.63	203.80

SOLDER JOINT DWV FITTINGS					
ADAPTER					
TRAP DW-724F					
Part	Size	Box	Ctn	Wt	List
A 11564	1-1/2x1-1/2 OD	1	10	0.28	65.68
REDUCING					
A 11566	1-1/2x1-1/4 OD	1	10	0.26	69.86

ADAPTER					
TRAP DW-724					
Part	Size	Box	Ctn	Wt	List
A 11355	1-1/4x1-1/4 OD	1	25	0.22	48.35
A 11356	1-1/2x1-1/2 OD	1	10	0.33	52.97
REDUCING					
A 11383	1-1/2x1-1/4 OD	1	10	0.40	72.78

ADAPTER					
TRAP DW-757					
Part	Size	Box	Ctn	Wt	List
A 11409	1-1/4x1-1/4 OD	10	100	0.34	64.71
A 11410	1-1/2x1-1/2 OD	10	100	0.40	79.18
REDUCING					
A 11411	1-1/2x1-1/4 OD	10	100	0.40	75.43

ADAPTER					
TRAP DW-756					
Part	Size	Box	Ctn	Wt	List
A 11405	1-1/4x1-1/4 OD	10	100	0.42	66.16
A 11406	1-1/2x1-1/2 OD	1	10	0.52	70.46
REDUCING					
A 11407	1-1/2x1-1/4 OD	10	100	0.53	77.97

ADAPTER					
SOIL PIPE DW-733					
Part	Size	Box	Ctn	Wt	List
W 07122	2	5	100	0.43	58.82
W 07133	3	5	40	1.12	174.21
REDUCING					
W 07112	x 2	5	50	0.61	118.98

ADAPTER					
FEMALE DW-753					
Part	Size	Box	Ctn	Wt	List
W 07221	1-1/2	10	100	0.25	37.62
W 07222	2	10	100	0.50	70.18

ADAPTER					
DW-754					
Part	Size	Box	Ctn	Wt	List
W 07240	1-1/4	10	100	0.19	37.11

ADAPTER					
DW-732					
Part	Size	Box	Ctn	Wt	List
A 07012	1-1/4	10	100	0.35	44.52
A 07054	1-1/2	10	100	0.44	55.86
A 07094	2	10	100	0.52	64.84
REDUCING					
W 07235	1-1/4 x 1-1/2	10	100	0.37	58.46

BUSHING					

EXTENDED DW-742					
Part	Size	Box	Ctn	Wt	List
W 07350	1-1/2 x 1-1/4	25	250	0.11	25.32
W 07358	2 x 1-1/2	1	100	0.22	27.61
W 07359	x 1-1/4	1	100	0.18	30.55
W 07377	3 x 2	1	50	0.47	100.55
W 07378	x 1-1/2	1	50	0.45	159.08
W 07387	4 x 3	1	25	0.89	155.74
W 07389	x 2	1	25	1.03	199.48

CLOSET FLANGE					
DW-734					
Part	Size	Box	Ctn	Wt	List
W 07834	3 x 4	2	20	0.83	104.26

COUPLING					
DW-741					
Part	Size	Box	Ctn	Wt	List
W 07055	1-1/4	25	150	0.09	13.45
W 07063	1-1/2	25	250	0.11	16.66
W 07072	2	1	100	0.13	23.15
W 07092	3	1	50	0.47	53.66
W 07107	4	1	25	1.03	118.26

REDUCING					
W 07073	2 x 1-1/2	100	0.17	24.32	31.25
W 07074	x 1-1/4	100	0.18	23.78	30.54
W 07094	3 x 2	50	0.52	77.59	99.64
W 07095	x 1-1/2	50	0.52	69.58	89.36
W 07109	4 x 3	1	25	0.93	156.88
W 07106	x 2	1	25	1.38	158.15

REPAIR COUPLING					
DW-741NS					
Part	Size	Box	Ctn	Wt	List
W 07907	1-1/4	25	225	0.07	19.78
W 07908	1-1/2	25	250	0.12	19.74
W 07909	2	1	75	0.19	27.08
W 07911	3	1	50	0.34	42.23

45° ELBOW					
DW-204					
Part	Size	Box	Ctn	Wt	List
W 07420	1-1/4	25	250	0.14	26.39
W 07421	1-1/2	25	125	0.20	24.61
W 07422	2	1	50	0.33	50.18
W 07423	3	1	25	0.84	112.76

45° ELBOW					
(STREET) DW-205					
Part	Size	Box	Ctn	Wt	List
W 07430	1-1/4	25	250	0.17	40.62
W 07431	1-1/2	25	125	0.20	30.55
W 07432	2	1	50	0.32	62.27
W 07433	3	1	25	0.82	128.30

90° ELBOW					
DW-200					
Part	Size	Box	Ctn	Wt	List
W 07400	1-1/4	25	125	0.26	32.32
W 07401	1-1/2	20	100	0.24	42.92
W 07403	2	1	50	0.71	68.58
W 07404	3	1	15	1.66	166.00

90° ELBOW					
LONG TURN D-700LT					
Part	Size	Box	Ctn	Wt	List
A 07209	1-1/2	5	50	0.50	73.41
A 07202	2	1	5	0.62	104.07

90° ELBOW					
EXTRA LONG TURN DW-700XLT					
Part	Size	Box	Ctn	Wt	List
W 07451	1-1/2	10	50	0.55	75.03
W 07452	2	5	25	1.11	135.30
W 07453	3	2	10	2.28	381.96
W 07454	4	1	5	5.10	682.78

90° ELBOW					

DW-203					
Part	Size	Box	Ctn	Wt	List
W 07410	1-1/4	25	125	0.26	51.04
W 07411	1-1/2	20	100	0.38	46.85
W 07412	2	1	50	0.70	87.04
W 07413	3	1	15	1.70	197.66

60° ELBOW					
DW-701					
Part	Size	Box	Ctn	Wt	List
W 07064	1-1/2	25	125	0.35	51.75
W 07066	3	2	20	0.95	188.09

22-1/2° ELBOW					
DW-703					
Part	Size	Box	Ctn	Wt	List
W 07060	1-1/2	10	100	0.27	69.57

TEE					
DW-707					
Part	Size	Box	Ctn	Wt	List
W 07500	1-1/4	20	100	0.37	56.57
W 07511	1-1/2	20	100	0.52	70.46
W 07522	2	5	25	0.85	96.62
W 07533	3	1	10	2.10	302.17

REDUCING					
W 07510	1-1/2x1-1/2x1-1/4	10	100	0.51	84.33
W 07512	x1-1/4x1-1/4	10	100	0.52	165.49
W 07521	2 x 2 x 1-1/2	5	50	0.75	95.01
W 07520	x 1-1/4	5	30	0.68	91.72
W 07524	x1-1/2x1-1/2	5	50	0.87	131.14
W 07532	3 x 3 x 2	5	25	1.69	286.33
W 07531	x 1-1/2	5	25	1.45	286.33
W 07530	x 1-1/4	5	25	0.81	222.79

TEST CAP					
DW-798T					
Part	Size	Box	Ctn	Wt	List
W 07634	1/2	500	3000	0.00	2.60
W 07635	3/4	100	600	0.00	2.93
W 07636	1	100	600	0.01	5.18
W 07637	1-1/4	100	600	0.01	5.15
W 07638	1-1/2	100	600	0.01	5.17
W 07639	2	50	300	0.02	11.07
W 07640	3	5	200	0.04	19.47

VENT INCREASER					
DW-752					
Part	Size	Box	Ctn	Wt	List
W 07111	3 x 4 x 24	1	5	5.91	613.72

90° ELBOW					
DW-752					
Part	Size	Box	Ctn	Wt	List
W 07111	3 x 4 x 24	1	5	5.91	613.72

90° ELBOW					

90° ELBOW					