



COPPER FITTINGS - CAST UW CFC0425

Effective April 7, 2025
(Supersedes UW '0225 Price Lists)

The issuance of this price list is not an offer to sell the goods listed herein at the prices stated.

ADAPTER • TRAP

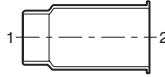
D-724F
FTG x SJ



Item No.	Size	Box	Ctn.	Wt.	List
A 11563	1-1/4x1-1/4 OD	10	100	0.25	112.51

ADAPTER • SOIL PIPE

D-733
C x SPIGOT



Item No.	Size	Box	Ctn.	Wt.	List
A 07220	4	-	15	2.23	349.19
REDUCING					
A 07016	1-1/4 x 2	-	50	0.93	164.96
A 07322	2 x 4	-	10	2.49	444.94
A 07169	3 x 4	-	20	2.78	414.13

ADAPTER • SOIL PIPE

D-736N
C x NO HUB



Item No.	Size	Box	Ctn.	Wt.	List
A 07486	2	-	50	0.397	122.70
A 07488	3	-	50	0.75	165.07
REDUCING					
A 07485	1-1/2 x 2	-	50	0.42	109.52

ADAPTER • TRAP

D-738
C x O.D. TUBE



Item No.	Size	Box	Ctn.	Wt.	List
A 07251	1-1/4x1-1/4 OD	25	250	0.21	91.86
A 07252	1-1/2x1-1/2 OD	10	100	0.223	78.33
REDUCING					
A 07253	1-1/2x1-1/4 OD	10	100	0.201	83.33

ADAPTER • TRAP

D-732F
C x M



Item No.	Size	Box	Ctn.	Wt.	List
A 07230	1-1/4	25	150	0.232	81.53
A 07231	1-1/2	25	150	0.246	68.98
A 07232	2	10	100	0.346	125.89
A 07264	3	-	50	0.923	248.58
REDUCING					
A 07263	1-1/4 x 1-1/2	10	100	0.44	92.48
A 07492	2 x 1-1/2	10	100	0.52	270.86

ADAPTER • FLUSH - TRAP

D-732C
C x M



Item No.	Size	Box	Ctn.	Wt.	List
A 07645	1-1/2	25	150	0.199	85.09
A 07646	2	10	100	0.234	85.32

ADAPTER • FLUSH - TRAP

D-729
C x SJ THD



Item No.	Size	Box	Ctn.	Wt.	List
W 07050	1-1/4	50	500	0.05	54.07
W 07051	1-1/2	50	500	0.057	47.44
W 07052	2	25	250	0.052	60.95

ADAPTER • FEMALE

D-753
C x F



Item No.	Size	Box	Ctn.	Wt.	List
A 07403	3	-	25	1.45	345.18
A 07340	4	-	20	2.444	563.28

ADAPTER

D-754
FTG x F



Item No.	Size	Box	Ctn.	Wt.	List
A 07436	1-1/2	10	100	0.369	125.51
A 07481	2	10	100	0.55	171.41
A 07482	3	-	25	1.44	337.72

ADAPTER

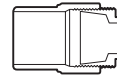
D-732
C x M



Item No.	Size	Box	Ctn.	Wt.	List
A 07234	3	-	25	1.35	301.19
A 07339	4	-	20	2.59	504.97
REDUCING					
A 07233	1-1/2 x 1-1/4	10	100	0.313	159.95

CLEANOUT W/ PLUG

D-730
FTG X C.O.



Item No.	Size	Box	Ctn.	Wt.	List
A 11350	1-1/4	10	100	0.49	186.41
A 11351	1-1/2	-	100	0.592	195.24
A 11352	2	-	50	0.879	212.32
A 11353	3	-	25	2.37	591.00
A 11354	4	-	10	4.042	887.22

CLEANOUT FLUSH W/ PLUG

D-730F
FTG X C.O.



Item No.	Size	Box	Ctn.	Wt.	List
A 11551	1-1/4	10	100	0.2	87.59
A 11552	1-1/2	15	150	0.289	85.78
A 11553	2	10	100	0.411	102.81
A 11554	3	5	50	0.96	218.21

45° ELBOW (CAST)

D-702
C x C



Item No.	Size	Box	Ctn.	Wt.	List
A 07304	4	-	10	2.47	510.30

45° ELBOW (STREET)

D-702
FTG x C



Item No.	Size	Box	Ctn.	Wt.	List
A 07124	4	-	10	2.81	692.71

90° ELBOW (CAST)

D-700
C x C



Item No.	Size	Box	Ctn.	Wt.	List
A 07215	4	-	10	3.92	741.98
REDUCING					
A 07056	1-1/2 x 1-1/4	10	100	0.43	94.61
A 07210	2 x 1-1/2	-	50	0.714	128.85

90° ELBOW

D-700
FTG x C



Item No.	Size	Box	Ctn.	Wt.	List
A 07119	4	-	10	3.84	1048.35

90° ELBOW

D-705
C x F



Item No.	Size	Box	Ctn.	Wt.	List
A 07059	1-1/2	-	100	0.72	139.91
A 07097	2	-	25	1.211	201.95

90° ELBOW

D-722
C x M



Item No.	Size	Box	Ctn.	Wt.	List
A 07326	1-1/2	-	50	0.66	183.99

22-1/2° ELBOW

D-703
C x C



Item No.	Size	Box	Ctn.	Wt.	List
A 07011	1-1/4	25	200	0.22	62.48
A 07098	2	-	50	0.486	95.76
A 07157	3	-	25	0.99	180.84

11-1/4° ELBOW

D-704
C x C



Item No.	Size	Box	Ctn.	Wt.	List
A 07063	1-1/2	10	100	0.298	106.71
A 07103	2	5	50	0.41	174.39

90° ELBOW W/ LOW HEEL INLET

D-737
C x C x C



Item No.	Size	Box	Ctn.	Wt.	List
A 07330	3 x 3 x 2	-	10	2.575	470.17

PLUG

D-745
M



Item No.	Size	Box	Ctn.	Wt.	List
A 07679	3/4	100	1000	0.08	36.07
A 07437	1-1/2	25	150	0.223	40.97
A 07222	2	10	100	0.326	58.03

COPPER FITTINGS - CAST

TEE

D-707
C x C x C



Item No.	Size	Box	Ctn.	Wt.	List
A 07208	4	-	5	5.421	852.05
REDUCING					
A 07308	4 x 4 x 3	-	10	3.706	705.26
A 07309	x 2	-	15	2.91	705.26

TEE

D-708
C x C x F



Item No.	Size	Box	Ctn.	Wt.	List
A 07046	1-1/2	-	50	0.88	346.56
A 07100	2	-	25	1.57	433.22
REDUCING					
A 07101	2 x 2 x 1-1/2	-	25	1.17	379.89

TEE • DOUBLE

D-718
C x C x C x C

Item No.	Size	Box	Ctn.	Wt.	List
A 07065	1-1/2	-	50	0.846	216.21
A 07105	2	-	25	1.389	345.74
REDUCING					
A 07066	1-1/2 x 1-1/4	-	50	0.717	214.1
A 07106	2 x 1-1/2	-	25	0.988	310.36
A 07171	3 x 2	-	15	2.53	441.64
A 07320	3 x 1-1/2	-	25	1.51	526.1

LONG TURN T-Y • DOUBLE - BAFFLE

D-786
C x C x C x C



Item No.	Size	Box	Ctn.	Wt.	List
A 07110	2x1-1/2x1-1/2x1-1/2	1	25	1.898	417.87

ELBOW DOUBLE

D-706
C x C x C



Item No.	Size	Box	Ctn.	Wt.	List
A 07443	1-1/2	-	50	0.776	217.83
A 07444	2	-	25	1.31	314.22
REDUCING					
A 07446	2x1-1/2x1-1/2	-	50	0.97	399.41

TEE • TEST

D-714
C x C x C.O



Item No.	Size	Box	Ctn.	Wt.	List
A 11360	1-1/2	-	50	0.883	254.97
A 11366	2	-	25	1.369	286.63
A 11367	3	-	10	3.723	688.05

LONG TURN T-Y

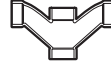
D-715
C x C x C



Item No.	Size	Box	Ctn.	Wt.	List
A 07082	1-1/4	-	50	0.93	197.22
A 07041	1-1/2	-	10	0.87	163.67
A 07083	2	-	10	1.903	329.92
A 07158	3	-	10	3.49	581.40
REDUCING					
A 07084	2 x 2 x 1-1/2	-	25	1.071	249.53
A 07159	3 x 3 x 2	-	10	2.78	505.83

LONG TURN T-Y • DOUBLE

D-717
C x C x C x C



Item No.	Size	Box	Ctn.	Wt.	List
A 07061	1-1/2	-	25	1.25	453.71
A 07089	2	-	10	2.83	604.34
REDUCING					
A 07090	2 x 1-1/2	-	25	1.96	435.48

45° WYE

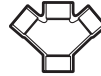
D-719
C x C x C



Item No.	Size	Box	Ctn.	Wt.	List
A 07005	1-1/4	-	50	0.684	132.77
A 07037	1-1/2	-	50	0.941	173.40
A 07077	2	-	25	1.26	183.03
A 07150	3	-	20	3.191	418.05
A 07200	4	-	5	5.55	852.05
REDUCING					
A 07078	2 x 2 x 1-1/2	-	50	1.15	184.65
A 07079	x 1-1/4	-	25	1.01	250.22
A 07249	x 1-1/2 x 2	-	40	1.16	406.44
A 07318	x 1-1/2	-	50	0.85	193.40
A 07152	3 x 3 x 2	-	25	2.017	381.31
A 07153	x 1-1/2	-	25	1.69	381.31
A 07315	4 x 4 x 3	-	10	3.96	600.05
A 07203	x 2	-	10	2.9	600.05

45° WYE • DOUBLE

D-720
C x C x C x C



Item No.	Size	Box	Ctn.	Wt.	List
A 07039	1-1/2	-	50	1.12	246.90
A 07080	2	-	20	2.263	388.75
A 07379	3	-	10	4.184	622.25
REDUCING					
A 07081	2x2x1-1/2x1-1/2	-	25	1.412	313.73

SWIVEL

D-778
C x C x C.O.



Item No.	Size	Box	Ctn.	Wt.	List
A 11395	3 x 6 x 1-1/2	-	10	2.9	1056.73

P-TRAP (CAST)

D-762
C x SJ



Item No.	Size	Box	Ctn.	Wt.	List
A 15654	1-1/2	-	25	1.603	324.29

P-TRAP W/ CLEANOUT

D-763
C x SJ



Item No.	Size	Box	Ctn.	Wt.	List
A 15660	1-1/2	-	20	1.8	622.25
A 15661	2	-	25	2.762	534.96

P-TRAP W/ CLEANOUT

D-761
C x C



Item No.	Size	Box	Ctn.	Wt.	List
A 15656	1-1/4	-	50	1.272	391.62
A 15657	1-1/2	-	50	1.552	299.88
A 15658	2	-	25	2.396	407.02

P-TRAP

D-760
C x C



Item No.	Size	Box	Ctn.	Wt.	List
A 15651	1-1/2	-	50	1.405	239.39
A 15652	2	-	25	2.271	368.47

P-TRAP W/ UNION JOINT

D-740
C x SJ



Item No.	Size	Box	Ctn.	Wt.	List
A 15636	1-1/2	-	25	1.864	564.53

RETURN BEND W/ CLEANOUT

D-783
C x C



Item No.	Size	Box	Ctn.	Wt.	List
A 15692	1-1/4	-	50	0.81	203.84
A 15695	1-1/2	-	50	0.98	195.35
A 15698	2	-	25	1.395	259.37

RETURN BEND

D-782
C x C



Item No.	Size	Box	Ctn.	Wt.	List
A 07675	1-1/4	-	50	0.759	253.88
A 07682	1-1/2	-	50	0.832	170.82
A 07690	2	-	25	1.27	329.92
A 07484	3	-	10	2.77	570.99
REDUCING					
A 07483	2 x 1-1/2	-	25	1.445	427.74

‡ Consult factory. All sizes are nominal.