



COPPER FITTINGS - CAST

UW CFC0624

Effective June 10, 2024
(Supersedes UW '0524 Price Lists)

The issuance of this price list is not an offer to sell the goods listed herein at the prices stated.

ADAPTER • TRAP

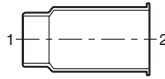
D-724F
FTG x SJ



Item No.	Size	Box	Ctn.	Wt.	List
A 11563	1-1/4x1-1/4 OD	10	100	0.25	369.57

ADAPTER • SOIL PIPE

D-733
C x SPIGOT



Item No.	Size	Box	Ctn.	Wt.	List
A 07220	4	-	15	2.23	1,146.99
REDUCING					
A 07016	1-1/4 x 2	-	50	0.93	541.85
A 07322	2 x 4	-	10	2.49	1,461.53
A 07169	3 x 4	-	20	2.78	1,360.32

ADAPTER • SOIL PIPE

D-736N
C x NO HUB



Item No.	Size	Box	Ctn.	Wt.	List
A 07486	2	-	50	0.397	403.05
A 07488	3	-	50	0.75	542.22
REDUCING					
A 07485	1-1/2 x 2	-	50	0.42	359.74

ADAPTER • TRAP

D-738
C x O.D. TUBE



Item No.	Size	Box	Ctn.	Wt.	List
A 07251	1-1/4x1-1/4 OD	25	250	0.21	301.74
A 07252	1-1/2x1-1/2 OD	10	100	0.223	257.30
REDUCING					
A 07253	1-1/2x1-1/4 OD	10	100	0.201	273.71

ADAPTER • TRAP

D-732F
C x M



Item No.	Size	Box	Ctn.	Wt.	List
A 07230	1-1/4	25	150	0.232	267.80
A 07231	1-1/2	25	150	0.246	226.59
A 07232	2	10	100	0.346	413.52
A 07264	3	-	50	0.923	816.53
REDUCING					
A 07263	1-1/4 x 1-1/2	10	100	0.44	303.79
A 07492	2 x 1-1/2	10	100	0.52	889.71

ADAPTER • FLUSH - TRAP

D-732C
C x M



Item No.	Size	Box	Ctn.	Wt.	List
A 07645	1-1/2	25	150	0.199	279.50
A 07646	2	10	100	0.234	280.25

ADAPTER • FLUSH - TRAP

D-729
C x SJ THD



Item No.	Size	Box	Ctn.	Wt.	List
W 07050	1-1/4	50	500	0.05	177.60
W 07051	1-1/2	50	500	0.057	155.83
W 07052	2	25	250	0.052	200.20

ADAPTER • FEMALE

D-753
C x F



Item No.	Size	Box	Ctn.	Wt.	List
A 07403	3	-	25	1.45	1,133.82
A 07340	4	-	20	2.444	1,850.24

ADAPTER

D-754
FTG x F



Item No.	Size	Box	Ctn.	Wt.	List
A 07436	1-1/2	10	100	0.369	412.26
A 07481	2	10	100	0.55	563.04
A 07482	3	-	25	1.44	1,109.32

ADAPTER

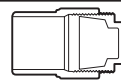
D-732
C x M



Item No.	Size	Box	Ctn.	Wt.	List
A 07234	3	-	25	1.35	989.32
A 07339	4	-	20	2.59	1,658.70
REDUCING					
A 07233	1-1/2 x 1-1/4	10	100	0.313	525.41

CLEANOUT W/ PLUG

D-730
FTG X C.O.



Item No.	Size	Box	Ctn.	Wt.	List
A 11350	1-1/4	10	100	0.49	612.32
A 11351	1-1/2	-	100	0.592	641.30
A 11352	2	-	50	0.879	697.43
A 11353	3	-	25	2.37	1,941.30
A 11354	4	-	10	4.042	2,914.30

CLEANOUT FLUSH W/ PLUG

D-730F
FTG X C.O.



Item No.	Size	Box	Ctn.	Wt.	List
A 11551	1-1/4	10	100	0.2	287.72
A 11552	1-1/2	15	150	0.289	281.76
A 11553	2	10	100	0.411	337.72
A 11554	3	5	50	0.96	716.76

45° ELBOW (CAST)

D-702
C x C



Item No.	Size	Box	Ctn.	Wt.	List
A 07304	4	-	10	2.47	1,676.22

45° ELBOW (STREET)

D-702
FTG x C



Item No.	Size	Box	Ctn.	Wt.	List
A 07124	4	-	10	2.81	2,275.36

90° ELBOW (CAST)

D-700
C x C



Item No.	Size	Box	Ctn.	Wt.	List
A 07215	4	-	10	3.92	2,435.25
REDUCING					
A 07056	1-1/2 x 1-1/4	10	100	0.43	310.77
A 07210	2 x 1-1/2	-	50	0.714	423.23

90° ELBOW

D-700
FTG x C



Item No.	Size	Box	Ctn.	Wt.	List
A 07119	4	-	10	3.84	3,443.58

90° ELBOW

D-705
C x F



Item No.	Size	Box	Ctn.	Wt.	List
A 07059	1-1/2	-	100	0.72	459.57
A 07097	2	-	25	1.211	663.36

90° ELBOW

D-722
C x M



Item No.	Size	Box	Ctn.	Wt.	List
A 07326	1-1/2	-	50	0.66	604.35

22-1/2° ELBOW

D-703
C x C



Item No.	Size	Box	Ctn.	Wt.	List
A 07011	1-1/4	25	200	0.22	205.22
A 07098	2	-	50	0.486	314.55
A 07157	3	-	25	0.99	594.03

11-1/4° ELBOW

D-704
C x C



Item No.	Size	Box	Ctn.	Wt.	List
A 07063	1-1/2	10	100	0.298	350.51
A 07103	2	5	50	0.41	572.83

90° ELBOW W/ LOW HEEL INLET

D-737
C x C x C



Item No.	Size	Box	Ctn.	Wt.	List
A 07330	3 x 3 x 2	-	10	2.575	1,544.38

PLUG

D-745
M



Item No.	Size	Box	Ctn.	Wt.	List
A 07679	3/4	100	1000	0.08	118.48
A 07437	1-1/2	25	150	0.223	134.57
A 07222	2	10	100	0.326	190.62

COPPER FITTINGS - CAST

TEE

D-707
C x C x C



Item No.	Size	Box	Ctn.	Wt.	List
A 07208	4	-	5	5.421	2,798.78
REDUCING					
A 07308	4 x 4 x 3	-	10	3.706	2,316.59
A 07309	x 2	-	15	2.91	2,316.59

TEE

D-708
C x C x F



Item No.	Size	Box	Ctn.	Wt.	List
A 07046	1-1/2	-	50	0.88	1,138.35
A 07100	2	-	25	1.57	1,423.02
REDUCING					
A 07101	2 x 2 x 1-1/2	-	25	1.17	1,247.83

TEE • DOUBLE

D-718
C x C x C x C

Item No.	Size	Box	Ctn.	Wt.	List
A 07065	1-1/2	-	50	0.846	710.20
A 07105	2	-	25	1.389	1,135.68
REDUCING					
A 07066	1-1/2 x 1-1/4	-	50	0.717	703.26
A 07106	2 x 1-1/2	-	25	0.988	1,019.45
A 07171	3 x 2	-	15	2.53	1,450.68
A 07320	3 x 1-1/2	-	25	1.51	1,728.13

LONG TURN T-Y • DOUBLE - BAFFLE

D-786
C x C x C x C



Item No.	Size	Box	Ctn.	Wt.	List
A 07110	2x1-1/2x1-1/2x1-1/2	1	25	1.898	1,372.60

ELBOW DOUBLE

D-706
C x C x C



Item No.	Size	Box	Ctn.	Wt.	List
A 07443	1-1/2	-	50	0.776	715.50
A 07444	2	-	25	1.31	1,032.13
REDUCING					
A 07446	2x1-1/2x1-1/2	-	50	0.97	1,311.96

TEE • TEST

D-714
C x C x C.O



Item No.	Size	Box	Ctn.	Wt.	List
A 11360	1-1/2	-	50	0.883	837.53
A 11366	2	-	25	1.369	941.52
A 11367	3	-	10	3.723	2,260.09

LONG TURN T-Y

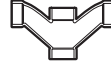
D-715
C x C x C



Item No.	Size	Box	Ctn.	Wt.	List
A 07082	1-1/4	-	50	0.93	647.83
A 07041	1-1/2	-	10	0.87	537.61
A 07083	2	-	10	1.903	1,083.70
A 07158	3	-	10	3.49	1,909.76
REDUCING					
A 07084	2 x 2 x 1-1/2	-	25	1.071	819.66
A 07159	3 x 3 x 2	-	10	2.78	1,661.54

LONG TURN T-Y • DOUBLE

D-717
C x C x C x C



Item No.	Size	Box	Ctn.	Wt.	List
A 07061	1-1/2	-	25	1.25	1,490.34
A 07089	2	-	10	2.83	1,985.10
REDUCING					
A 07090	2 x 1-1/2	-	25	1.96	1,430.43

45° WYE

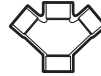
D-719
C x C x C



Item No.	Size	Box	Ctn.	Wt.	List
A 07005	1-1/4	-	50	0.684	436.11
A 07037	1-1/2	-	50	0.941	569.57
A 07077	2	-	25	1.26	601.20
A 07150	3	-	20	3.191	1,373.18
A 07200	4	-	5	5.55	2,798.78
REDUCING					
A 07078	2 x 2 x 1-1/2	-	50	1.15	606.52
A 07079	x 1-1/4	-	25	1.01	821.92
A 07249	x 1-1/2 x 2	-	40	1.16	1,335.07
A 07318	x 1-1/2	-	50	0.85	635.28
A 07152	3 x 3 x 2	-	25	2.017	1,252.51
A 07153	x 1-1/2	-	25	1.69	1,252.51
A 07315	4 x 4 x 3	-	10	3.96	1,971.01
A 07203	x 2	-	10	2.9	1,971.01

45° WYE • DOUBLE

D-720
C x C x C x C



Item No.	Size	Box	Ctn.	Wt.	List
A 07039	1-1/2	-	50	1.12	810.99
A 07080	2	-	20	2.263	1,276.96
A 07379	3	-	10	4.184	2,043.95
REDUCING					
A 07081	2x2x1-1/2x1-1/2	-	25	1.412	1,030.53

SWIVEL

D-778
C x C x C.O.



Item No.	Size	Box	Ctn.	Wt.	List
A 11395	3 x 6 x 1-1/2	-	10	2.9	3,471.11

P-TRAP (CAST)

D-762
C x SJ



Item No.	Size	Box	Ctn.	Wt.	List
A 15654	1-1/2	-	25	1.603	1,065.22

P-TRAP W/ CLEANOUT

D-763
C x SJ



Item No.	Size	Box	Ctn.	Wt.	List
A 15660	1-1/2	-	20	1.8	2,043.95
A 15661	2	-	25	2.762	1,757.22

P-TRAP W/ CLEANOUT

D-761
C x C



Item No.	Size	Box	Ctn.	Wt.	List
A 15656	1-1/4	-	50	1.272	1,286.37
A 15657	1-1/2	-	50	1.552	985.02
A 15658	2	-	25	2.396	1,336.96

P-TRAP

D-760
C x C



Item No.	Size	Box	Ctn.	Wt.	List
A 15651	1-1/2	-	50	1.405	786.34
A 15652	2	-	25	2.271	1,210.35

P-TRAP W/ UNION JOINT

D-740
C x SJ



Item No.	Size	Box	Ctn.	Wt.	List
A 15636	1-1/2	-	25	1.864	1,854.35

RETURN BEND W/ CLEANOUT

D-783
C x C



Item No.	Size	Box	Ctn.	Wt.	List
A 15692	1-1/4	-	50	0.81	669.57
A 15695	1-1/2	-	50	0.98	641.66
A 15698	2	-	25	1.395	851.97

RETURN BEND

D-782
C x C



Item No.	Size	Box	Ctn.	Wt.	List
A 07675	1-1/4	-	50	0.759	833.93
A 07682	1-1/2	-	50	0.832	561.11
A 07690	2	-	25	1.27	1,083.70
A 07484	3	-	10	2.77	1,875.58
REDUCING					
A 07483	2 x 1-1/2	-	25	1.445	1,405.02

‡ Consult factory. All sizes are nominal.