



**COPPER FITTINGS - HVACR**  
**SOLDER JOINT PRESSURE WROT & CAST**  
**UW CF0526**  
 Effective May 11, 2026  
 (Supersedes UW 0126 Price Lists)

Wholesale list pricing. Please consult your sales representative for any pricing details and further information.  
 The issuance of this price list is not an offer to sell the goods listed herein at the prices stated.

ADAPTER						
FEMALE WC-402						
Part	Size	Box	Ctn	Wt	List	
W 01204	x 1/4	100	900	0.04	21.42	
W 01205	x 1/4	100	900	0.04	22.98	
W 01206	x 1/4	100	900	0.04	28.36	
W 01207	x 1/8	100	1500	0.04	27.20	
W 01217	3/8 x 1/2	50	1000	0.063	45.19	
W 01214	3/8 x 3/8	50	1000	0.06	23.07	
W 01215	x 1/4	50	750	0.05	23.36	
W 01216	x 1/8	100	1500	0.03	26.52	
W 01223	1/2 x 3/4	50	300	0.16	31.53	
W 01224	x 1/2	50	500	0.10	25.11	
W 01225	x 3/8	50	750	0.06	24.46	
W 01226	x 1/4	50	750	0.06	20.69	
W 01230	5/8 x 3/4	25	250	0.16	27.47	
W 01231	x 1/2	50	500	0.10	12.83	
W 01232	x 3/8	50	500	0.07	19.14	
W 01233	x 1/4	50	500	0.06	19.14	
W 01238	3/4 x 3/4	50	500	0.15	28.51	
W 01239	x 1/2	50	500	0.09	36.28	
W 01245	7/8 x 1	10	100	0.28	56.99	
W 01246	x 3/4	25	250	0.14	17.59	
W 01247	x 1/2	25	250	0.11	26.61	
W 01261	1-1/8 x 1-1/4	10	100	0.42	101.36	
W 01263	x 1	10	100	0.25	40.18	
W 01264	x 3/4	25	250	0.22	56.99	
W 01265	x 1/2	20	200	0.25	71.34	
W 01270	1-3/8 x 1-1/2	10	100	0.50	120.56	
W 01271	x 1-1/4	10	100	0.46	56.48	
W 01272	x 1	10	100	0.33	119.22	
W 01278	1-5/8 x 2	1	60	0.74	224.33	
W 01279	x 1-1/2	10	100	0.53	88.26	
W 01280	x 1-1/4	10	100	0.39	131.11	
W 01287	2-1/8 x 2	1	50	0.57	119.94	
W 01288	x 1-1/2	5	50	0.74	194.89	
W 01296	2-5/8 x 2-1/2	1	25	1.22	398.78	
W 01297	3-1/8 x 3	1	15	1.83	567.78	

ADAPTER						
FITTING WC-405						
Part	Size	Box	Ctn	Wt	List	
W 01514	3/8 x 3/8	50	750	0.06	37.78	
W 01512	x 1/4	50	1000	0.03	31.76	
W 01524	1/2 x 1/2	50	350	0.097	36.48	
W 01525	x 3/8	50	750	0.06	31.37	
W 01526	x 1/4	50	750	0.06	81.69	
W 01531	5/8 x 1/2	50	450	0.11	24.50	
W 01532	x 3/8	50	750	0.06	33.04	
W 01480	x 1/4	25	500	0.041	44.48	
W 01546	7/8 x 3/4	25	250	0.17	31.58	
W 01547	x 1/2	50	500	0.11	64.46	
W 01563	1-1/8 x 1	25	250	0.24	56.48	
W 01564	x 3/4	25	250	0.181	125.79	
W 01571	1-3/8 x 1-1/4	10	100	0.40	90.32	
W 01579	1-5/8 x 1-1/2	10	100	0.46	118.67	
W 01587	2-1/8 x 2	1	50	0.65	157.67	
W 01596	2-5/8 x 2-1/2	1	25	1.20	773.64	

ADAPTER						
MALE WC-401						
Part	Size	Box	Ctn	Wt	List	
W 01105	1/4 x 3/8	50	750	0.06	44.19	
W 01106	x 1/4	50	1200	0.03	33.14	
W 01107	x 1/8	50	1000	0.02	48.11	
W 01113	3/8 x 1/2	50	500	0.09	22.12	
W 01114	x 3/8	50	1000	0.06	43.97	
W 01115	x 1/4	50	1200	0.03	36.54	
W 01116	x 1/8	50	1000	0.019	32.48	
W 01123	1/2 x 3/4	25	250	0.17	27.81	
W 01124	x 1/2	50	500	0.09	25.52	
W 01125	x 3/8	50	500	0.07	18.22	
W 01126	x 1/4	50	750	0.05	41.98	

W 01129	5/8 x 1	15	150	0.30	50.66	
W 01130	x 3/4	25	250	0.17	23.32	
W 01131	x 1/2	50	500	0.06	8.09	
W 01132	x 3/8	50	500	0.07	19.74	
W 01133	x 1/4	25	600	0.06	23.81	
W 01138	3/4 x 3/4	25	250	0.14	28.51	
W 01139	x 1/2	25	500	0.12	42.78	
W 01145	7/8 x 1	10	100	0.29	49.68	
W 01146	x 3/4	25	250	0.11	13.54	
W 01147	x 1/2	25	250	0.12	22.59	
W 01161	1-1/8 x 1-1/2	10	100	0.48	136.11	
W 01162	x 11/4	10	100	0.42	72.17	
W 01163	x 1	10	100	0.24	34.62	
W 01164	x 3/4	10	100	0.17	49.68	
W 01165	x 1/2	25	250	0.18	61.93	
W 01170	1-3/8 x 1-1/2	10	100	0.48	114.67	
W 01171	x 1-1/4	10	100	0.41	48.19	
W 01172	x 1	10	100	0.24	73.37	
W 01173	x 3/4	10	100	0.21	84.62	
W 01178	1-5/8 x 2	1	50	0.78	214.60	
W 01179	x 1-1/2	10	100	0.51	56.48	
W 01180	x 1-1/4	10	100	0.37	114.22	
W 01181	x 1	10	100	0.38	135.78	
W 01187	2-1/8 x 2	5	50	0.57	95.58	
W 01188	x 1-1/2	1	50	0.64	221.22	
W 01189	x 1-1/4	1	50	0.57	221.07	
W 01196	2-5/8 x 2-1/2	1	20	1.26	334.14	
W 01197	x 2	1	20	0.98	568.07	
W 01199	3-1/8 x 3	1	20	1.70	415.98	
W 01150	4-1/8 x 4	1	16	3.71	564.06	

ADAPTER						
MALE (FLUSH) 104-F						
Part	Size	Box	Ctn	Wt	List	
W 01136	5/8 X 1/2	50	1700	0.028	37.97	

ADAPTER						
FITTING WC-404						
Part	Size	Box	Ctn	Wt	List	
W 01413	3/8 x 1/4	50	1000	0.033	42.94	
W 01425	1/2 x 3/8	50	750	0.05	31.37	
W 01431	5/8 x 1/2	50	500	0.09	34.17	
W 01432	x 3/8	50	750	0.07	78.96	
W 01433	x 3/4	25	250	0.153	87.69	
W 01446	7/8 x 3/4	25	250	0.15	44.00	
W 01447	x 1/2	50	250	0.13	82.33	
W 01463	1-1/8 x 1	25	250	0.23	55.90	
W 01464	x 3/4	25	250	0.185	92.19	
W 01471	1-3/8 x 1-1/4	10	100	0.41	171.06	
W 01479	1-5/8 x 1-1/2	10	100	0.49	207.52	
W 01487	21/8 x 2	1	50	0.76	335.33	
W 01496	2-5/8 x 2-1/2	1	20	1.95	666.67	

BUSHING						
FLUSH WC-106						
Part	Size	Box	Ctn	Wt	List	
W 01706	3/8 x 1/4	100	3400	0.01	6.06	
W 01712	1/2 x 3/8	100	3400	0.01	5.98	
W 01714	x 1/4	100	2400	0.02	7.01	
W 01715	5/8 x 1/2	100	1500	0.02	7.57	
W 01717	x 3/8	100	1500	0.05	8.61	
W 01720	3/4 x 5/8	50	750	0.03	9.17	
W 01721	x 1/2	50	750	0.06	12.68	
W 01722	x 3/8	50	750	0.08	10.74	
W 01725	7/8x 3/4	50	500	0.04	14.66	
W 01726	x 5/8	50	500	0.07	14.03	
W 01727	x 1/2	50	500	0.11	15.91	
W 01737	1-1/8 x 7/8	50	500	0.13	21.48	
W 01738	x 3/4	50	500	0.18	25.58	
W 01739	x 5/8	25	250	0.22	24.18	
W 01743	1-3/8 x 1-1/8	10	200	0.16	26.88	
W 01745	x 7/8	10	200	0.30	32.84	
W 01750	1-5/8 x 1-3/8	10	100	0.22	34.68	

W 01751	x 1-1/8	10	100	0.41	38.62	
W 01758	2-1/8 x 1-5/8	10	100	0.68	101.34	
W 01759	x 1-3/8	5	50	0.942	115.74	

BUSHING						
FLUSH WC-417 (BRASS)						
Part	Size	Box	Ctn	Wt	List	
A 07812NL	5/8 x 1/8	100	1600	0.04	26.38	
A 07813NL	x 1/4	50	1200	0.02	27.49	
A 07815NL	1-1/8 x 1/2	50	300	0.17	96.69	

CAP						
FLUSH WC-415						
Part	Size	Box	Ctn	Wt	List	
W 07002	1/4	50	2000	0.00	5.09	
W 07004	3/8	50	2000	0.01	3.17	
W 07006	1/2	50	1000	0.01	5.08	
W 07007	5/8	50	1000	0.02	2.83	
W 07008	3/4	50	1000	0.03	5.84	
W 07009	7/8	25	1000	0.04	5.24	
W 07011	1-1/8	10	500	0.08	12.28	
W 07012	1-3/8	25	250	0.11	15.73	
W 07013	1-5/8	25	250	0.18	23.02	
W 07014	2-1/8	1	100	0.30	42.46	
W 07015	2-5/8	1	50	0.48	123.68	
W 07016	3-1/8	1	50	0.73	159.14	
W 07017	3-5/8	1	25	1.15	554.42	
W 07018	4-1/8	1	20	1.50	301.64	

COUPLING						
NO STOP WC-400NS						
Part	Size	Box	Ctn	Wt	List	
W 01900	1/4	100	3400	0.01	5.31	
W 01901	3/8	50	1700	0.01	2.12	
W 01902	1/2	50	1700	0.02	7.20	
W 01903	5/8	100	1000	0.03	3.71	
W 01904	3/4	25	375	0.04	10.90	
W 01905	7/8	50	500	0.06	7.72	
W 01906	1-1/8	25	250	0.11	16.24	
W 01907	1-3/8	25	250	0.15	23.77	
W 01908	1-5/8	10	100	0.25	32.09	
W 01909	2-1/8	1	75	0.40	55.36	
W 01910	2-5/8	1	50	0.66	68.5	
W 01911	3-1/8	1	25	1.03	121.33	
W 01912	3-5/8				313.44	
W 01913	4-1/8	1	15	2.147	228.67	
W 01915	5-1/8	0	0	3.32	821.41	
W 01916	6-1/8	1	6	5.59	1,285.39	
W 01918	8-1/8	1	1	0	2,158.52	

COUPLING						
ROLLED STOP WC-400						
Part	Size	Box	Ctn			

# COPPER FITTINGS - WROT & CAST

## COUPLING

### STACKED STOP WC-400S

C x C



Part	Size	Box	Ctn	Wt	List
W 10141	1/4	100	3400	0.01	2.98
W 10142	5/16	100	3400	0.01	3.34
W 10143	3/8	50	1700	0.01	2.58
W 10144	1/2	50	1700	0.02	3.37
W 10145	5/8	100	1000	0.03	2.86
W 10157	3/4	25	500	0.04	8.31
W 10146	7/8	50	500	0.06	5.87
W 10147	1-1/8	25	250	0.11	11.51
W 10148	1-3/8	25	250	0.15	19.33
W 10149	1-5/8	10	100	0.22	26.09
W 10150	2-1/8	1	75	0.41	43.52
W 10151	2-5/8	1	50	0.66	84.29
W 10152	3-1/8	1	25	1.02	119.11
W 10153	3-5/8	1	20	1.03	228.67
W 10154	4-1/8	1	15	2.15	242.56
W 10155	5-1/8	1	8	3.67	557.78
W 10156	6-1/8	1	3	4.61	925.56
W 10130	8-1/8	-	1	14.13	2,994.44

## COUPLING

### REDUCING WC-400R

C x C



Part	Size	Box	Ctn	Wt	List
W 01002	3/16 x 1/8	50	1000	0.007	22.50
W 01004	1/4 x 3/16	50	1700	0.01	18.51
W 01005	x 1/8	50	1700	0.01	20.42
W 01010	3/8 x 5/16	50	1700	0.01	16.47
W 01011	x 1/4	50	1700	0.01	17.09
W 01019	1/2 x 3/8	50	1700	0.02	5.59
W 01021	x 1/4	50	1200	0.02	7.56
W 01023	5/8 x 1/2	100	1000	0.03	5.80
W 01025	x 3/8	100	1000	0.03	6.98
W 01027	x 1/4	100	1000	0.03	7.90
W 01029	3/4 x 5/8	100	600	0.05	14.03
W 01030	x 1/2	100	600	0.04	17.32
W 01031	x 3/8	100	600	0.04	15.33
W 01035	7/8 x 3/4	100	1000	0.06	9.91
W 01036	x 5/8	25	500	0.08	9.99
W 01037	7/8 x 1/2	50	500	0.06	12.38
W 01038	x 3/8	50	500	0.06	12.16
W 01049	1-1/8 x 7/8	25	250	0.12	18.16
W 01050	x 3/4	25	250	0.11	19.36
W 01051	x 5/8	25	250	0.11	21.86
W 01052	x 1/2	25	250	0.11	22.12
W 01056	1-3/8 x 1-1/8	10	100	0.20	25.18
W 01058	x 7/8	10	100	0.17	25.18
W 01060	x 5/8	10	100	0.17	26.69
W 01064	1-5/8 x 1-3/8	10	100	0.23	41.70
W 01065	x 1-1/8	10	100	0.23	42.48
W 01067	x 7/8	10	100	0.24	42.48
W 01069	x 5/8	10	100	0.22	45.17
W 01073	2-1/8 x 1-5/8	1	100	0.43	64.43
W 01074	x 1-3/8	1	100	0.43	64.43
W 01075	x 1-1/8	1	100	0.46	69.33
W 01077	x 7/8	1	100	0.40	70.64
W 01079	x 5/8	1	75	0.41	73.52
W 01083	2-5/8 x 2-1/8	1	50	0.65	132.44
W 01084	x 1-5/8	1	50	0.75	135.33
W 01085	x 1-3/8	1	50	0.70	152.89
W 01086	x 1-1/8	1	50	0.71	154.00
W 01093	3-1/8 x 2-5/8	1	25	1.07	163.78
W 01094	x 2-1/8	1	25	1.10	160.67
W 01095	x 1-5/8	1	25	1.01	179.11
W 10101	3-5/8 x 3-1/8	1	25	1.22	278.00
W 10108	4-1/8 x 3-5/8	1	20	1.87	370.56
W 10109	x 3-1/8	1	20	0.76	325.78
W 10110	x 2-5/8	1	15	1.88	370.56
W 10111	x 2-1/8	1	20	1.97	356.22
W 10113	5-1/8 x 2-1/8	1	6	96	1471.11
W 10114	5-1/8 x 2-5/8	1	6	96	1471.11
W 10115	5-1/8 x 3-1/8	1	6	96	1,546.67
W 10125	6-1/8 x 2-1/8	1	6	4.78	2,663.33
W 10126	6-1/8 x 2 5/8	1	6	4.67	2,412.22
W 10127	6-1/8 x 5-1/8	1	6	4.76	2,535.56
W 10131	8-1/8 x 2-1/8	1	1	-	4,363.66
W 10132	8-1/8 x 2-5/8	1	1	-	3,968.57
W 10133	8-1/8 x 3-1/8	1	1	-	3,968.57
W 10134	8-1/8 x 4-1/8	1	1	-	4,177.67
W 10135	8-1/8 x 5-1/8	1	1	-	4,292.86
W 10136	8-1/8 x 6-1/8	1	1	-	4,177.67

## 45° ELBOW

WE-504

C x C



Part	Size	Box	Ctn	Wt	List
W 03005	1/4	50	1700	0.01	25.97
W 03012	3/8	50	1700	0.01	19.36
W 03021	1/2	25	850	0.03	16.59
W 03026	5/8	50	500	0.04	7.08
W 03030	3/4	50	500	0.06	29.06
W 03034	7/8	25	250	0.09	12.01
W 03044	1-1/8	10	200	0.16	30.16
W 03050	1-3/8	10	100	0.25	39.17
W 03055	1-5/8	10	100	0.36	48.10
W 03059	2-1/8	10	50	0.60	80.32
W 03063	2-5/8	5	25	1.00	156.11
W 03067	3-1/8	2	20	1.53	218.11
W 03070	3-5/8	2	10	2.81	374.89
W 03073	4-1/8	1	5	3.14	449.33

## 45° ELBOW

### STREET WE-505

FTG x C



Part	Size	Box	Ctn	Wt	List
W 03312	3/8	100	3400	0.01	28.84
W 03321	1/2	100	1500	0.03	22.62
W 03326	5/8	50	500	0.04	8.41
W 03330	3/4	50	500	0.06	46.16
W 03334	7/8	25	250	0.09	12.13
W 03344	1-1/8	25	250	0.15	39.37
W 03350	1-3/8	10	100	0.24	48.19
W 03355	1-5/8	10	100	0.33	60.13
W 03359	2-1/8	5	50	0.61	95.58
W 03363	2-5/8	2	20	1.05	207.56
W 03368	3-1/8	2	10	1.52	264.22
W 03373	4-1/8	1	5	3.12	542.56

## 45° ELBOW

WE-507

FTG x FTG



Part	Size	Box	Ctn	Wt	List
W 03621	1/2	50	1700	0.021	43.26
W 03626	5/8	50	750	0.037	46.44
W 03634	7/8	25	250	0.09	134.04
W 03644	1-1/8	10	100	0.18	53.14

## 90° ELBOW

### SHORT RADIUS WE-500

C x C



Part	Size	Box	Ctn	Wt	List
W 02003	1/4	50	1700	0.01	10.36
W 02009	3/8	50	1700	0.02	10.90
W 01617	1/2	50	750	0.03	10.53
W 01622	5/8	50	500	0.04	3.93
W 02028	3/4	50	500	0.08	22.04
W 01634	7/8	25	250	0.09	8.67
W 02040	1	20	200	0.222	38.01
W 01647	1-1/8	10	100	0.18	21.23
W 02084	1-3/8	10	100	0.30	31.44
W 02085	1-5/8	10	100	0.42	47.53
W 02086	2-1/8	10	50	0.76	86.60
W 02087	2-5/8	5	25	1.19	157.89
W 02088	3-1/8	5	25	1.88	224.33
W 02089	3-5/8	2	10	2.77	694.44
W 02090	4-1/8	2	10	4.34	491.56
W 02097	6-1/8	1	1	13.73	2,667.78

## REDUCING

W 02011	3/8 x 1/4	50	750	0.017	33.03
W 02019	1/2 x 3/8	50	750	0.03	17.89
W 02023	5/8 x 1/2	50	500	0.05	30.31
W 02025	x 3/8	50	500	0.05	31.02
W 02029	3/4 x 5/8	50	500	0.06	30.16
W 02035	7/8 x 3/4	50	500	0.106	20.58
W 02036	x 5/8	50	500	0.105	21.48
W 02037	x 1/2	50	500	0.106	23.87
W 02049	1-1/8 x 7/8	25	250	0.171	39.37
W 02050	x 3/4	25	250	0.164	45.46
W 02051	x 5/8	25	250	0.18	44.00
W 02056	1-3/8 x 1-1/8	10	100	0.333	99.23
W 02077	1-5/8 x 1-3/8	5	50	0.33	130.56
W 02078	2-1/8 x 1-5/8	5	50	0.6	175.78

## 90° ELBOW

### INTERMEDIATE RADIUS WE-500I

C x C

Part	Size	Box	Ctn	Wt	List
W 02017	1/2	50	1000	0.03	10.60
W 02022	5/8	100	1000	0.05	12.16
W 02034	7/8	50	500	0.11	21.91
W 02047	1-1/8	25	250	0.24	29.32

## 90° ELBOW

### LONG RADIUS WE-500L


C x C


Part	Size	Box	Ctn	Wt	List
W 02701	3/16	50	1000	0.01	24.40
W 02715	1/4	50	1700	0.01	19.36
W 02710	5/16	50	1700	0.01	18.06
W 02716	3/8	50	1700	0.02	14.88
W 02717	1/2	50	500	0.04	18.78
W 02722	5/8	50	500	0.06	16.84
W 02728	3/4	50	500	0.09	17.03
W 02734	7/8	25	250	0.13	21.78
W 02738	1	5	100	0	63.91
W 02747	1-1/8	10	100	0.27	35.03
W 02055	1-3/8	10	100	0.42	56.76
W 02063	1-5/8	5	50	0.60	74.69
W 02072	2-1/8	5	25	1.23	196.44
W 02082	2-5/8	5	25	2.05	290.44
W 02092	3-1/8	2	10	3.13	383.11
W 02093	3-5/8	1	5	5.53	1,385.56
W 02095	4-1/8	-	1	7.98	994.44


## REDUCING


W 02711	3/8 x 1/4	50	3000	0.01	53.42
W 02719	1/2 x 3/8	50	1000	0.03	30.57
W 02723	5/8 x 1/2	50	500	0.04	45.43
W 02725	x 3/8	50	1000	0.03	43.16
W 02735	7/8 x 3/4	25	250	0.12	51.28
W 02736	x 5/8	50	400	0.09	50.20
W 02749	1-1/8 x 7/8	10	200	0.17	7

# COPPER FITTINGS - WROT & CAST


90° ELBOW						
STREET LONG RADIUS WE-503L			FTG x C			
Part	Size	Box	Ctn	Wt	List	
W 02809	3/8	50	1700	0.02	17.62	
W 02817	1/2	50	500	0.04	34.41	
W 02822	5/8	50	500	0.06	25.33	
W 02828	3/4	25	250	0.09	29.96	
W 02834	7/8	25	250	0.13	30.23	
W 02847	1-1/8	10	100	0.26	51.48	
W 02350	1-3/8	10	100	0.42	73.79	
W 02355	1-5/8	5	50	0.60	105.31	
W 02359	2-1/8	5	25	1.23	171.44	
W 02363	2-5/8	5	25	2.08	307.78	
W 02368	3-1/8	2	10	3.12	464.67	
W 02393	3-5/8	1	5	5.52	1,661.30	
W 02395	4-1/8	-	1	8.07	1,425.56	


90° ELBOW						
SHORT RADIUS WE-506			FTG x FTG			
Part	Size	Box	Ctn	Wt	List	
W 02612	3/8	50	1700	0.02	33.88	
W 02621	1/2	50	750	0.03	37.28	
W 02626	5/8	50	500	0.05	19.80	
W 02627	3/4	10	200	0.073	47.13	
W 02634	7/8	25	250	0.11	43.63	
W 02644	1-1/8	10	100	0.22	51.53	
W 02684	1-3/8	10	100	0.31	65.47	
W 02685	1-5/8	5	50	0.43	84.71	
W 02686	2-1/8	1	10	0.79	174.56	
W 02687	2-5/8	1	10	1.253	335.92	
W 02688	3-1/8	1	10	2.08	347.78	
W 02690	4-1/8	1	5	3.88	2,526.56	


90° ELBOW						
LONG RADIUS WE-506L			FTG x FTG			
Part	Size	Box	Ctn	Wt	List	
W 02622	1/2	25	500	0.033	51.27	
W 02660	5/8	25	250	0.057	34.49	
W 02635	7/8	25	250	0.138	49.80	
W 02645	1	5	100	0.251	63.91	
W 02650	1-3/8	5	50	0.436	107.09	
W 02655	1-5/8	5	50	0.628	154.22	
W 02659	2-1/8	1	25	1.232	250.33	


FITTING REDUCER						
WC-403			FTG x C			
Part	Size	Box	Ctn	Wt	List	
<b>REDUCING</b>						
W 01302	1/4 x 1/8	50	1700	0.00	7.08	
W 01306	3/8 x 1/4	50	1700	0.01	7.41	
W 01312	1/2 x 3/8	50	1700	0.02	7.66	
W 01314	x 1/4	50	1700	0.01	9.37	
W 01315	5/8 x 1/2	50	750	0.03	6.52	
W 01317	x 3/8	50	1700	0.03	7.20	
W 01320	3/4 x 5/8	100	1000	0.04	15.58	
W 01321	x 1/2	100	900	0.04	15.73	
W 01322	x 3/8	100	900	0.04	16.56	
W 01325	7/8 x 3/4	50	500	0.06	9.91	
W 01326	x 5/8	25	500	0.06	10.16	
W 01327	x 1/2	50	500	0.06	12.87	
W 01337	1-1/8 x 7/8	25	250	0.11	15.39	
W 01338	x 3/4	25	250	0.10	18.27	
W 01339	x 5/8	25	250	0.10	19.63	
W 01340	x 1/2	20	200	0.10	18.57	
W 01343	1-3/8 x 1-1/8	10	100	0.17	28.04	
W 01345	x 7/8	10	100	0.17	27.50	
W 01347	x 5/8	10	100	0.16	27.50	
W 01350	1-5/8 x 1-3/8	10	100	0.23	35.82	
W 01351	x 1-1/8	10	100	0.24	35.82	
W 01353	x 7/8	10	100	0.23	36.52	
W 01355	x 5/8	10	100	0.22	36.52	
W 01358	2-1/8 x 1-5/8	1	100	0.44	67.47	
W 01359	x 1-3/8	1	100	0.43	67.47	
W 01360	x 1-1/8	1	100	0.45	72.41	
W 01362	x 7/8	1	100	0.43	72.41	
W 01364	x 5/8	1	100	0.42	76.93	
W 01367	2-5/8 x 2-1/8	1	50	0.62	124.78	
W 01368	x 1-5/8	1	50	0.57	127.56	
W 01369	x 1-3/8	1	50	0.62	129.56	
W 01370	x 1-1/8	1	50	0.63	145.11	
W 01376	3-1/8 x 2-5/8	1	25	1.00	150.56	
W 01377	x 2-1/8	1	25	0.89	147.33	


W 01378	x 1-5/8	1	50	0.92	164.56	
W 01379	x 1-3/8	1	50	1.02	164.33	
W 01381	3-5/8 x 3-1/8	1	20	1.28	214.44	
W 01382	x 2-5/8	1	20	1.37	219.33	
W 01383	x 2-1/8	1	20	1.47	219.33	
W 01386	4-1/8 x 3-5/8	1	20	1.74	303.44	
W 01387	x 3-1/8	1	15	1.77	306.78	
W 01388	x 2-5/8	1	15	1.83	319.22	
W 01389	x 2-1/8	1	15	1.86	335.44	
W 01398	6-1/8 x 2-5/8	1	6	4.304	2,412.22	
W 01397	6-1/8 x 2-1/8	1	6	6.23	2,663.33	
W 01403	8-1/8 x 6-1/8	1	1	0	7,077.10	
W 01402	8-1/8 x 5-1/8	1	1	0	7,077.10	
W 01401	8-1/8 x 4-1/8	1	1	0	7,077.10	
W 01400	8-1/8 x 3-1/8	1	1	0	7,077.10	


FITTING REDUCER						
N/A			FTG x FTG			
Part	Size	Box	Ctn	Wt	List	
<b>REDUCING</b>						
W 68107	7/8 x 5/8	10	20	0.13	61.14	
W 68100	1-1/8 x 5/8	5	15	0.153	75.77	
W 68101	1-1/8 x 7/8	5	15	0.209	78.17	
W 71343	1-3/8 x 1-1/8	3	15	0.345	72.76	
W 68103	1-5/8 x 5/8	3	12	0.424	152.68	
W 68102	1-5/8 x 1-1/8	3	12	0.456	92.98	
W 68106	2-1/8 x 5/8	2	8	0.658	185.21	
W 68105	2-1/8 x 1-3/8	2	8	0.783	165.90	

HANGER						
HI-EAR W-124			C			
Part	Size	Box	Ctn	Wt	List	
A 03167	5/8	100	1000	0.03	18.12	
A 03168	7/8	50	500	0.04	26.78	
A 03171	1-1/8	25	250	0.043	33.61	


AIR CHAMBER						
WA-515			FTG			
Part	Size	Box	Ctn	Wt	List	
W 06000	5/8 x 6	1	100	0.223	32.26	
W 06001	5/8 x 12	1	50	0.42	47.46	
W 06002	7/8 x 12	-	72	0.41	69.28	

P-TRAP						
SUCTION LINE WE-554P			C x C			
Part	Size	Box	Ctn	Wt	List	
W 61007	1/2	10	50	0.23	88.72	
W 60999	5/8	10	50	0.38	111.66	
W 61008	3/4	10	50	0.51	166.57	
W 61000	7/8	5	25	0.63	124.16	
W 61001	1-1/8	3	15	0.87	184.67	
W 61002	1-3/8	4	20	1.16	340.01	
W 61003	1-5/8	1	4	2.28	515.94	
W 61009	2-1/8	1	3	3.87	1,060.24	

P-TRAP						
SUCTION LINE LONG RADIUS WE-554PL			C x C			
Part	Size	Box	Ctn	Wt	List	
W 60998	5/8	30	150	0.15	71.57	
W 60997	3/4	20	100	0.30	132.94	
W 60996	7/8	15	75	0.36	111.86	
W 60995	1-1/8	15	75	0.58	170.04	
W 60994	1-3/8	5	25	0.97	304.69	
W 60993	1-5/8	1	5	1.84	449.53	
W 60992	2-1/8	1	3	3.61	976.44	
W 60991	2-5/8	1	3	5.62	1,484.96	

RETURN BEND						
WE-512			C x C			
Part	Size	Box	Ctn	Wt	List	
W 06025	3/8 x 4-1/2	25	150	0.10	24.54	
W 06020	x 1-1/2	25	850	0.02	13.90	
W 06021	x 1-1/4	25	500	0.028	13.88	
W 06048	1/2 x 6	100	100	0.21	37.88	
W 06045	x 4	200	200	0.14	18.22	
W 06041	x 3	25	250	0.11	17.71	
W 06036	x 2	50	300	0.08	18.56	
W 06035	x 12-9/32	50	300	0.07	17.71	

W 06032	x 1-1/2	50	500	0.06	18.60	
W 06069	5/8 x 6	5	30	0.30	47.39	
W 06062	x 3-3/8	10	100	0.14	62.37	
W 06060	x 3	25	150	0.17	29.22	
W 06058	x 2-1/2	25	250	0.14	31.36	
W 06056	x 2-1/4	25	250	0.13	59.40	
W 06053	x 1-7/8	25	250	0.11	31.22	
W 06050	x 1-1/2	5	250	0.074	34.94	
W 06051	x 19/16	25	250	0.10	27.88	
W 06084	x 2-1/8	120	120	0.25	58.88	
W 06081	x 3-3/8	10	90	0.235	65.53	
W 06077	x 2-1/2	10	100	0.17	60.86	
W 06076	x 2-1/4	10	100	0.138	65.60	
W 06074	x 2-1/2	10	100	0.16	73.34	
W 06073	x 2	10	100	0.15	73.97	
W 06095	x 3-3/8	10	100	0.26	72.47	
W 06093	x 2-3/8	10	100	0.178	81.08	
W 06092	x 2-1/2	10	100	0.23	54.16	
W 60111	1-1/8 x 3-1/4	5	50	0.37	128.60	
W 60110	x 3	5	50	0.47	109.36	
W 60121	1-3/8 x 3-3/4	5	50	0.57	199.22	
W 60131	1-5/8 x 4-1/2	1	25	0.85	226.00	
W 60140	2-1/8 x 5-1/2	3	100	1.92	588.89	

TEE						
WT-600			C x C x C			
Part	Size	Box	Ctn	Wt	List	
W 40302	3/16	50	1000	0.01	30.37	
W 40306	1/4	100	2400	0.01	20.47	
W 40313	5/16	50	1700	0.02	24.57	
W 04000	3/8	50	1700	0.02	21.71	
W 04001	1/2	50	500	0.04	17.42	
W 04006	5/8	50	500	0.06	6.60	
W 04017	3/4	25	250	0.12	39.82	
W 04031	7/8	25	200	0.14	15.89	
W 04048	1-1/8	10	100	0.28	47.64	
W 04068	1-3/8	5	50	0.42	63.64	
W 04084	1-5/8	5	50	0.60	96.16	
W 40102	2-1/8	5	25	1.14	152.90	
W 40123	2-5/8	2	20	1.72	281.33	

# COPPER FITTINGS - WROT & CAST

W 04034	7/8x7/8x1/2	25	250	0.11	20.02	W 40248	x 7/8 x 2-1/8	5	25	1.71	199.00
W 04035	x 3/8	25	250	0.11	20.57	W 40249	x 5/8 x 2-1/8	5	25	2.13	206.33
W 04036	x 3/4 x 7/8	25	250	0.19	35.49	W 40124	2-5/8x2-5/8x2-1/8	2	20	1.59	328.56
W 04037	x 3/4	25	250	0.17	31.84	W 40125	x 1-5/8	2	20	1.49	328.56
W 04041	x 5/8 x 7/8	25	250	0.15	18.58	W 40126	x 1-3/8	2	20	1.87	328.56
W 04042	x 3/4	25	150	0.17	20.93	W 40127	x 1-1/8	2	20	1.83	328.56
W 04043	x 5/8	25	250	0.12	18.58	W 40128	x 7/8	1	10	1.83	321.11
W 04044	x 1/2	25	250	0.12	30.29	W 40129	x 5/8	1	10	2.05	328.56
W 04045	x 3/8	25	225	0.15	29.69	W 40130	x 21/8x2-5/8	4	20	2.30	425.67
W 40230	x 1/2 x 7/8	25	250	0.19	34.10	W 40131	x2-1/8	2	20	1.84	411.22
W 40231	x 5/8	25	250	0.17	27.30	W 40132	x 1-5/8	4	20	2.09	426.67
W 40232	x 1/2	25	250	0.12	33.07	W 40133	x 1-3/8	4	20	2.12	441.89
W 40101	1-1/8x1-1/8x1-5/8	5	50	0.47	148.67	W 40134	x 1-1/8	4	20	2.10	441.89
W 40082	x 1-3/8	5	50	0.31	104.97	W 40135	x 7/8	4	20	2.06	441.89
W 40049	x 7/8	10	100	0.24	48.72	W 40136	x 5/8	4	20	2.20	442.74
W 40050	x 3/4	10	100	0.27	69.60	W 40137	x 1-5/8x2-5/8	4	20	2.32	441.89
W 40051	x 5/8	10	100	0.22	48.72	W 40138	x 2-1/8	4	20	1.84	523.53
W 40052	x 1/2	10	100	0.19	56.69	W 40139	x 1-5/8	4	20	2.11	512.12
W 40053	x 3/8	10	100	0.23	80.37	W 40140	x 1-3/8	4	20	2.17	457.43
W 40055	x 7/8x1-1/8	10	100	0.32	56.17	W 40141	x 1-1/8	4	20	1.83	497.46
W 40056	x 7/8	10	100	0.30	56.17	W 40142	x 7/8	4	20	2.36	486.62
W 40057	x 3/4	10	90	0.43	65.40	W 40143	x 5/8	4	20	2.36	486.62
W 40058	x 5/8	10	100	0.24	56.17	W 40220	x 1-3/8x2-5/8	4	20	2.35	467.80
W 40059	x 1/2	10	100	0.209	147.07	W 40250	x 2-1/8	4	20	1.82	467.80
W 40233	x 3/4x11/8	10	100	0.33	59.52	W 40251	x 1-5/8	4	20	2.47	480.03
W 40234	x 7/8	10	90	0.30	64.03	W 40252	x 1-3/8	4	20	1.96	469.59
W 40235	x 3/4	10	100	0.31	65.31	W 40254	x 7/8	4	20	2.18	504.97
W 40236	x 5/8	10	90	0.346	65.49	W 40221	x 1-1/8x2-5/8	4	20	2.40	467.80
W 40061	x 5/8x1-1/8	10	100	0.30	56.17	W 40256	x 2-1/8	4	20	1.97	480.03
W 40062	x 7/8	10	100	0.28	59.11	W 40257	x 1-5/8	4	20	2.15	480.03
W 40063	x 5/8	10	100	0.22	56.17	W 40258	x 1-3/8	4	20	2.04	504.97
W 40122	1-3/8x1-3/8x2-1/8	2	20	0.89	306.56	W 40259	x 1-1/8	4	20	2.26	480.00
W 40100	x 1-5/8	5	50	0.49	149.11	W 40222	x 7/8x2-5/8	4	20	2.41	450.11
W 40069	x 1-1/8	5	50	0.41	68.74	A 01902	3-1/8x3-1/8x4-1/8	1	5	6.396	1,975.56
W 40070	x 7/8	5	50	0.35	68.74	W 40151	3-1/8x3-1/8x2-5/8	2	10	2.45	372.11
W 40071	x 5/8	5	50	0.32	68.74	W 40150	x 2-1/8	2	20	2.30	339.78
W 40072	x 1/2	5	50	0.29	80.06	W 40149	x 1-5/8	2	10	2.18	339.78
W 40073	x 1-1/8 x1-3/8	5	50	0.48	90.32	W 40148	x 1-3/8	2	10	2.38	339.78
W 40074	x 1-1/8	5	50	0.46	88.26	W 40147	x 1-1/8	2	20	1.84	339.78
W 40075	x 7/8	5	50	0.38	86.60	W 40146	x 7/8	2	20	1.49	339.78
W 40076	x 5/8	5	50	0.36	90.32	W 40145	x 5/8	2	20	1.38	339.78
W 40078	x 7/8 x 1-3/8	5	50	0.45	88.26	W 40159	x 2-5/8x3-1/8	2	10	2.96	587.78
W 40079	x 1-1/8	5	50	0.46	95.02	W 40158	x 2-5/8	2	10	4.52	567.78
W 40080	x 7/8	5	50	0.37	88.26	W 40157	x 2-1/8	2	10	2.68	567.78
W 40081	x 5/8	5	50	0.34	98.68	W 40156	x 1-5/8	2	10	2.63	712.47
W 40083	x 5/8 x 1-3/8	5	50	0.57	90.32	W 40155	x 1-3/8	2	10	2.62	574.44
W 40121	1-5/8x1-5/8x2-1/8	2	20	1.21	285.56	W 40154	x 1-1/8	2	20	2.02	820.00
W 40085	x 1-3/8	5	50	0.57	73.02	W 40160	x 7/8	1	10	1.691	748.40
W 40086	x 1-1/8	5	50	0.52	73.02	W 40167	x 2-1/8x3-1/8	2	10	3.07	587.78
W 40087	x 7/8	5	50	0.47	73.02	W 40165	x 2-5/8	2	10	4.64	618.89
W 40088	x 5/8	5	50	0.42	73.02	W 40164	x 2-1/8	2	10	2.75	553.67
W 40089	x 1/2	5	50	0.41	85.04	W 40163	x 1-5/8	2	10	2.57	838.11
W 40090	x 1-3/8x1-5/8	5	50	0.68	155.67	W 40162	x 1-3/8	2	10	2.61	838.11
W 40091	x 1-3/8	5	50	0.69	149.33	W 40161	x 1-1/8	2	20	2.04	819.89
W 40092	x 1-1/8	5	50	0.57	146.44	W 40174	x 1-5/8x3-1/8	2	10	2.98	567.78
W 40093	x 7/8	5	50	0.57	149.33	W 40177	x 2-5/8	1	10	2.351	777.53
W 40094	x 5/8	5	50	0.45	155.67	W 40176	x 2-1/8	1	10	2.27	777.53
W 40095	x 1-1/8x1-5/8	5	50	0.68	149.33	W 40175	x 1-5/8	1	10	2.024	777.53
W 40096	x 1-3/8	5	50	0.65	155.67	W 40181	x 1-3/8x3-1/8	2	10	3.14	620.00
W 40097	x 1-1/8	5	50	0.61	146.44	W 40178	x 1-1/8x3-1/8	2	10	3.02	620.00
W 40098	x 7/8	5	50	0.56	149.33	W 40179	x 7/8x3-1/8	2	10	3.03	604.44
W 40237	x 5/8	5	30	0.45	155.67	W 40198	4-1/8x4-1/8x3-1/8	1	5	4.94	673.33
W 40099	x 7/8 x 1-5/8	5	50	0.67	146.44	W 40197	x 2-5/8	1	5	5.16	727.78
W 40239	x 1-3/8	5	50	0.75	160.78	W 40196	x 2-1/8	1	10	4.52	640.00
W 40240	x 1-1/8	5	50	0.52	155.67	W 40195	x 1-5/8	1	10	4.10	604.44
W 40238	x 7/8	5	50	0.55	155.67	W 40194	x 1-3/8	1	10	3.65	632.22
W 40243	x 5/8	5	50	0.47	163.78	W 40193	x 1-1/8	1	10	3.05	604.44
W 40244	x 5/8 x 15/8	5	50	0.66	149.67	W 40192	x 7/8	1	10	2.89	684.44
W 40153	2-1/8x2-1/8x3-1/8	1	10	2.55	892.57	W 40191	x 5/8	1	10	2.89	666.67
W 40144	x 2-5/8	1	10	1.46	568.88	W 40208	x 3-1/8x4-1/8	1	5	6.25	1,264.44
W 40103	x 1-5/8	5	50	0.99	119.11	W 40206	x 3-1/8	1	5	5.12	1,221.11
W 40104	x 1-3/8	5	50	0.85	132.11	W 40205	x 2-5/8	1	5	5.61	1,331.11
W 40105	x 1-1/8	5	50	0.88	119.11	W 40204	x 2-1/8	1	5	4.76	1,264.44
W 40106	x 7/8	5	50	0.83	115.44	W 40212	x 2-5/8x4-1/8	1	5	6.05	1,264.44
W 40107	x 5/8	5	50	0.67	115.44	W 40216	x 2-1/8x4-1/8	1	5	6.13	1,264.44
W 40108	x 1/2	2	20	0.68	134.99	W 40215	x 1-5/8x4-1/8	1	5	6.78	1,262.44
W 40109	x 1-5/8x2-1/8	2	20	1.31	199.00	W 40214	4-1/8x1-3/8x4-1/8	1	5	8.57	1,291.70
W 40110	x 1-5/8	2	20	1.15	194.67	W 40213	x 1-1/8x4-1/8	1	5	6.75	1,264.44
W 40111	x 1-3/8	2	20	0.87	216.33	W 40406	5-1/8 x 5-1/8 x 1-5/8	1	6	4.479	3,729.46
W 40112	x 1-1/8	2	20	1.06	199.00	W 40405	x 1-3/8	1	6	4.276	3,729.46
W 40113	x 7/8	2	20	0.75	199.00	W 40407	x 1-1/8	1	6	4.05	3,729.46
W 40114	x 5/8	5	50	0.77	205.67	W 40408	x 7/8	1	6	3.859	3,898.46
W 40115	x 1-3/8x2-1/8	2	20	1.30	207.44	W 02127	6-1/8x6-1/8x5-1/8	1	1	11.58	5,096.18
W 40116	x 1-5/8	2	20	1.14	209.78	W 40503	6-1/8x6-1/8x3-1/8	1	1	11.00	4,105.56
W 40117	x 1-3/8	2	20	1.09	216.33	W 40504	x 2-5/8	1	1	11.11	3,901.11
W 40118	x 1-1/8	2	20	0.95	213.89	W 40505	x 2-1/8	1	1	9.54	3,901.11
W 40119	x 7/8	5	50	0.76	213.89	W 40507	x 1-5/8	1	6	0	4,843.22
W 40120	x 5/8	5	20	0.78	213.96	W 40506	x 1-3/8	1	6	6.454	4,843.22
W 40245	x 1-1/8x2-1/8	5	25	1.64	199.00	W 40508	x 1-1/8	1	6	6.168	4,843.22
W 40247	x 1-1/8	5	50	1.06	199.00	W 40509	x 7/8	1	1	11.105	4,843.22

W 40510	x 3/4	1	6	5.668	4,843.22
W 04158	8-1/8 x 8-1/8 x 5-1/8	1	1	23.38	19,672.50
W 40524	x 3-1/8	1	1	18.308	19,672.50

## TEE

FITTING  
WT-600F

C x FTG x C



Part	Size	Box	Ctn	Wt	List
W 04106	5/8	50	300	0.10	24.40
W 04131	7/8	25	150	0.19	38.08

## UNION

WC-407

C x C



Part	Size	Box	Ctn	Wt	List
W 08001	3/8	25	250	0.07	63.37
W 08002	1/2	25	250	0.07	65.28
W 08003	5/8	25	250	0.10	40.29
W 08004	7/8	25	150	0.26	49.68
W 08005	1-1/8	10	100	0.36	85.19
W 08007	1-3/8	5	50	0.698	212.80
W 08006	1-5/8	5	50	0.545	280.00
W 08008	2-1/8	2	20	0.91	477.28

## COPPER TUBE STRAP

2-HOLE  
WS-1100

