

Streamline®

COPPER FITTINGS - HVACR SOLDER JOINT PRESSURE WROT & CAST UW CFR 0419r2

Effective April 1, 2019
(Supersedes UW CFR0419r)

Wholesale list pricing. Please consult your sales representative for any pricing details and further information.
The issuance of this price list is not an offer to sell the goods listed herein at the prices stated.

ADAPTER

FEMALE WC-402

C x F



Part	Size	Box	Ctn	Wt	List
W 01205	x 3/8	100	700	0.05	20.23
W 01206	x 1/4	100	900	0.04	25.50
W 01207	x 1/8	100	1500	0.04	24.48
W 01214	3/8 x 3/8	50	1000	0.06	20.09
W 01215	x 1/4	50	750	0.05	21.02
W 01216	x 1/8	100	1500	0.03	23.33
W 01223	1/2 x 3/4	50	300	0.16	28.38
W 01224	x 1/2	50	500	0.10	22.11
W 01225	x 3/8	50	750	0.06	21.52
W 01226	x 1/4	50	750	0.06	18.61
W 01230	5/8 x 3/4	25	250	0.16	23.42
W 01231	x 1/2	50	500	0.10	10.95
W 01232	x 3/8	50	500	0.07	16.85
W 01233	x 1/4	50	500	0.06	16.85
W 01238	3/4 x 3/4	50	500	0.15	25.67
W 01239	x 1/2	50	500	0.09	32.64
W 01245	7/8 x 1	10	100	0.28	50.18
W 01246	x 3/4	25	250	0.14	15.00
W 01247	x 1/2	25	250	0.11	23.42
W 01261	1-1/8 x 1-1/4	10	100	0.42	89.24
W 01263	x 1	10	100	0.25	34.26
W 01264	x 3/4	25	250	0.22	50.18
W 01265	x 1/2	20	200	0.25	62.78
W 01270	1-3/8 x 1-1/2	10	100	0.50	106.08
W 01271	x 1-1/4	10	100	0.46	49.71
W 01272	x 1	10	100	0.33	105.00
W 01278	1-5/8 x 2	1	60	0.74	197.39
W 01279	x 1-1/2	10	100	0.53	77.68
W 01280	x 1-1/4	10	100	0.39	115.47
W 01287	2-1/8 x 2	1	50	0.57	105.49
W 01288	x 1-1/2	5	50	0.74	171.71
W 01296	2-5/8 x 2-1/2	1	25	1.22	350.46
W 01297	3-1/8 x 3	1	15	1.83	499.43

ADAPTER

FITTING WC-405

FTG x F

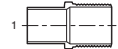


Part	Size	Box	Ctn	Wt	List
W 01514	3/8 x 3/8	50	750	0.06	33.27
W 01524	1/2 x 1/2	50	350	0.10	32.12
W 01525	x 3/8	50	750	0.06	28.22
W 01526	x 1/4	50	750	0.06	71.90
W 01531	5/8 x 1/2	50	450	0.11	21.57
W 01532	x 3/8	50	750	0.06	29.08
W 01546	7/8 x 3/4	25	250	0.17	27.80
W 01547	x 1/2	50	500	0.11	56.74
W 01563	1-1/8 x 1	25	250	0.24	49.72
W 01564	x 3/4	25	250	0.18	110.73
W 01571	1-3/8 x 1-1/4	10	100	0.40	79.51
W 01579	1-5/8 x 1-1/2	10	100	0.46	104.37
W 01587	2-1/8 x 2	1	50	0.65	138.70
W 01596	2-5/8 x 2-1/2	1	25	1.20	681.91

ADAPTER

MALE WC-401

C x M



Part	Size	Box	Ctn	Wt	List
W 01105	1/4 x 3/8	50	750	0.06	38.91
W 01106	x 1/4	50	1200	0.03	29.16
W 01107	x 1/8	50	1000	0.02	42.36
W 01113	3/8 x 1/2	50	500	0.09	19.92
W 01114	x 3/8	50	1000	0.06	38.70
W 01115	x 1/4	50	1200	0.03	32.17
W 01116	x 1/8	50	1000	0.02	28.59
W 01123	1/2 x 3/4	25	250	0.17	24.49
W 01124	x 1/2	50	500	0.09	22.97
W 01125	x 3/8	50	500	0.07	16.03
W 01126	x 1/4	50	750	0.05	37.83
W 01129	5/8 x 1	15	150	0.30	44.58
W 01130	x 3/4	25	250	0.17	19.89
W 01131	x 1/2	50	500	0.06	6.91

W 01132	x 3/8	50	500	0.07	17.39
W 01133	x 1/4	25	600	0.06	20.97
W 01138	3/4 x 3/4	25	250	0.14	25.67
W 01139	x 1/2	25	500	0.12	38.50
W 01145	7/8 x 1	10	100	0.29	43.70
W 01146	x 3/4	25	250	0.11	11.55
W 01147	x 1/2	25	250	0.12	19.89
W 01161	1-1/8 x 1-1/2	10	100	0.48	119.86
W 01162	x 11/4	10	100	0.42	63.54
W 01163	x 1	10	100	0.24	29.52
W 01164	x 3/4	10	100	0.17	43.70
W 01165	x 1/2	25	250	0.18	54.53
W 01170	1-3/8 x 1-1/2	10	100	0.48	101.00
W 01171	x 1-1/4	10	100	0.41	43.36
W 01172	x 1	10	100	0.24	64.59
W 01173	x 3/4	10	100	0.21	74.48
W 01178	1-5/8 x 2	1	50	0.78	188.91
W 01179	x 1-1/2	10	100	0.51	49.71
W 01180	x 1-1/4	10	100	0.37	100.55
W 01181	x 1	10	100	0.38	119.42
W 01187	2-1/8 x 2	5	50	0.57	84.10
W 01188	x 1-1/2	1	50	0.64	194.71
W 01189	x 1-1/4	1	50	0.57	194.62
W 01196	2-5/8 x 2-1/2	1	20	1.26	294.17
W 01197	x 2	1	20	0.98	500.08
W 01199	3-1/8 x 3	1	20	1.70	365.87
W 01150	4-1/8 x 4	1	16	3.71	479.26

ADAPTER

FITTING WC-404

FTG x M



Part	Size	Box	Ctn	Wt	List
W 01425	1/2 x 3/8	50	750	0.05	27.61
W 01431	5/8 x 1/2	50	500	0.09	30.08
W 01432	x 3/8	50	750	0.07	69.47
W 01446	7/8 x 3/4	25	250	0.15	38.72
W 01447	x 1/2	50	250	0.13	72.47
W 01463	1-1/8 x 1	25	250	0.23	49.21
W 01464	x 3/4	25	250	0.19	81.17
W 01471	1-3/8 x 1-1/4	10	100	0.41	150.64
W 01479	1-5/8 x 1-1/2	10	100	0.49	182.58
W 01487	21/8 x 2	1	50	0.76	295.24
W 01496	2-5/8 x 2-1/2	1	20	1.95	592.01

ADAPTER

MALE (FLUSH) 104-F

C x MPT



Part	Size	Box	Ctn	Wt	List
W 01136	5/8 X 1/2	50	1700	0.028	33.71

BUSHING

FLUSH WC-106

FTG x C



Part	Size	Box	Ctn	Wt	List
W 01706	3/8 x 1/4	100	3400	0.01	5.46
W 01712	1/2 x 3/8	100	3400	0.01	5.36
W 01714	x 1/4	100	2400	0.02	6.17
W 01715	5/8 x 1/2	100	1500	0.02	6.80
W 01717	x 3/8	100	1500	0.05	7.73
W 01720	3/4 x 5/8	50	750	0.03	8.26
W 01721	x 1/2	50	750	0.06	10.81
W 01722	x 3/8	50	750	0.08	9.46
W 01725	7/8x 3/4	50	500	0.04	13.19
W 01726	x 5/8	50	500	0.07	12.63
W 01727	x 1/2	50	500	0.11	14.32
W 01737	1-1/8 x 7/8	50	500	0.13	19.32
W 01738	x 3/4	50	500	0.18	22.51
W 01739	x 5/8	25	250	0.22	21.77
W 01743	1-3/8 x 1-1/8	10	200	0.16	23.66
W 01745	x 7/8	10	200	0.30	29.57
W 01750	1-5/8 x 1-3/8	10	100	0.22	31.21
W 01751	x 1-1/8	10	100	0.41	33.53
W 01758	2-1/8 x 1-5/8	10	100	0.68	89.24
W 01759	x 1-3/8	5	50	0.94	101.89

BUSHING

FLUSH WC-417 (BRASS)

FTG x F



Part	Size	Box	Ctn	Wt	List
A 07812NL	5/8 x 1/8	100	1600	0.04	23.22
A 07813NL	x 1/4	50	1200	0.02	24.38
A 07815NL	1-1/8 x 1/2	50	300	0.17	85.95

CAP

FLUSH WC-415

C



Part	Size	Box	Ctn	Wt	List
W 07002	1/4	50	2000	0.00	4.59
W 07004	3/8	50	2000	0.01	2.87
W 07006	1/2	50	1000	0.01	4.57
W 07007	5/8	50	1000	0.02	2.41
W 07008	3/4	50	1000	0.03	5.26
W 07009	7/8	25	1000	0.04	4.48
W 07011	1-1/8	10	500	0.08	10.47
W 07012	1-3/8	25	250	0.11	13.86
W 07013	1-5/8	25	250	0.18	20.27
W 07014	2-1/8	1	100	0.30	37.37
W 07015	2-5/8	1	50	0.48	108.80
W 07016	3-1/8	1	50	0.73	140.11
W 07017	3-5/8	1	25	1.15	436.64
W 07018	4-1/8	1	20	1.50	255.95

COUPLING

NO STOP WC-400NS

C x C



Part	Size	Box	Ctn	Wt	List
W 01900	1/4	100	3400	0.01	4.67
W 01901	3/8	50	1700	0.01	1.92
W 01902	1/2	50	1700	0.02	6.48
W 01903	5/8	100	1000	0.03	3.27
W 01904	3/4	25	375	0.04	9.80
W 01905	7/8	50	500	0.06	6.86
W 01906	1-1/8	25	250	0.11	14.30
W 01907	1-3/8	25	250	0.15	21.39
W 01908	1-5/8	10	100	0.25	28.87
W 01909	2-1/8	1	75	0.40	48.72
W 01910	2-5/8	1	50	0.66	58.08
W 01911	3-1/8	1	25	1.03	106.77
W 01913	4-1/8	1	15	2.15	198.40

COUPLING

ROLLED STOP WC-400

C x C

COPPER FITTINGS - WROT & CAST

COUPLING

STACKED STOP WC-400S

C x C



Part	Size	Box	Ctn	Wt	List
W 10141	1/4	100	3400	0.01	2.67
W 10142	5/16	100	3400	0.01	3.01
W 10143	3/8	50	1700	0.01	2.33
W 10144	1/2	50	1700	0.02	3.02
W 10145	5/8	100	1000	0.03	2.50
W 10157	3/4	25	500	0.04	7.49
W 10146	7/8	50	500	0.06	5.09
W 10147	1-1/8	25	250	0.11	9.92
W 10148	1-3/8	25	250	0.15	17.41
W 10149	1-5/8	10	100	0.22	22.96
W 10150	2-1/8	1	75	0.41	38.32
W 10151	2-5/8	1	50	0.66	74.13
W 10152	3-1/8	1	25	1.02	104.76
W 10153	3-5/8	1	20	1.03	205.44
W 10154	4-1/8	1	15	2.15	213.43
W 10155	5-1/8	1	8	3.67	491.60
W 10156	6-1/8	1	3	4.61	815.48
W 10130	8-1/8	1	1	14.13	2693.76

45° ELBOW

WE-504

C x C



Part	Size	Box	Ctn	Wt	List
W 03005	1/4	50	1700	0.01	23.36
W 03012	3/8	50	1700	0.01	17.42
W 03021	1/2	25	850	0.03	14.92
W 03026	5/8	50	500	0.04	6.03
W 03030	3/4	50	500	0.06	26.13
W 03034	7/8	25	250	0.09	10.48
W 03044	1-1/8	10	200	0.16	26.29
W 03050	1-3/8	10	100	0.25	35.24
W 03055	1-5/8	10	100	0.36	42.35
W 03059	2-1/8	10	50	0.60	70.68
W 03063	2-5/8	5	25	1.00	137.28
W 03067	3-1/8	2	20	1.53	191.99
W 03070	3-5/8	2	10	2.81	337.17
W 03073	4-1/8	1	5	3.14	395.28

90° ELBOW

INTERMEDIATE RADIUS WE-500I

C x C

Part	Size	Box	Ctn	Wt	List
W 02017	1/2	50	1000	0.03	9.33
W 02022	5/8	100	1000	0.05	10.93
W 02034	7/8	50	500	0.11	19.72
W 02047	1-1/8	25	250	0.24	26.39

90° ELBOW

LONG RADIUS WE-500L

C x C

Part	Size	Box	Ctn	Wt	List
W 02701	3/16	50	1000	0.01	21.96
W 02715	1/4	50	1700	0.01	17.42
W 02710	5/16	50	1700	0.01	16.27
W 02716	3/8	50	1700	0.02	13.37
W 02717	1/2	50	500	0.04	16.90
W 02722	5/8	50	500	0.06	15.16
W 02728	3/4	50	500	0.09	15.33
W 02734	7/8	25	250	0.13	19.59
W 02747	1-1/8	10	100	0.27	31.51
W 02055	1-3/8	10	100	0.42	51.07
W 02063	1-5/8	5	50	0.60	67.21
W 02072	2-1/8	5	25	1.23	176.96
W 02082	2-5/8	5	25	2.05	260.71
W 02092	3-1/8	2	10	3.13	344.86
W 02093	3-5/8	1	5	5.53	1245.80
W 02095	4-1/8	1	1	7.98	895.29

REDUCING

Part	Size	Box	Ctn	Wt	List
W 02711	3/8 x 1/4	50	3000	0.01	48.04
W 02719	1/2 x 3/8	50	1000	0.03	26.90
W 02723	5/8 x 1/2	50	500	0.04	40.89
W 02725	x 3/8	50	1000	0.03	38.86
W 02735	7/8 x 3/4	25	250	0.12	46.13
W 02736	x 5/8	50	400	0.09	45.18
W 02756	1-3/8 x 1-1/8	10	100	0.31	78.30
W 02058	x 7/8	10	100	0.37	76.51
W 02064	1-5/8 x 1-3/8	5	50	0.44	121.96
W 02065	x 1-1/8	5	50	0.52	121.94
W 02073	2-1/8 x 1-5/8	2	20	0.98	193.78
W 02074	x 1-3/8	2	20	0.94	200.30
W 02075	x 1-1/8	2	20	0.97	200.30
W 02083	2-5/8 x 2-1/8	2	20	1.53	592.58

90° ELBOW

STREET SHORT RADIUS WE-503

FTG x C

Part	Size	Box	Ctn	Wt	List
W 02305	1/4	50	1700	0.01	17.40
W 02312	3/8	50	1700	0.02	17.17
W 02321	1/2	50	750	0.03	11.82
W 01652	5/8	50	500	0.04	5.03
W 02330	3/4	25	250	0.09	20.70
W 01654	7/8	25	250	0.09	10.65
W 02344	1-1/8	10	100	0.22	27.28
W 02384	1-3/8	25	125	0.29	40.98
W 02385	1-5/8	10	100	0.44	53.57
W 02386	2-1/8	10	50	0.77	116.57
W 02387	2-5/8	5	25	1.23	181.71
W 02388	3-1/8	2	20	1.94	254.78
W 02389	3-5/8	1	10	2.78	1007.04
W 02390	4-1/8	2	10	4.03	578.14

90° ELBOW

STREET INTERMEDIATE RADIUS WE-503I

FTG x C

Part	Size	Box	Ctn	Wt	List
W 02326	5/8	50	500	0.05	13.98
W 02334	7/8	25	250	0.11	22.48

COUPLING

REDUCING WC-400R

C x C



Part	Size	Box	Ctn	Wt	List
W 01004	1/4 x 3/16	50	1700	0.01	16.78
W 01005	x 1/8	50	1700	0.01	17.98
W 01010	3/8 x 5/16	50	1700	0.01	14.80
W 01011	x 1/4	50	1700	0.01	15.38
W 01019	1/2 x 3/8	50	1700	0.02	5.04
W 01021	x 1/4	50	1200	0.02	6.79
W 01023	5/8 x 1/2	100	1000	0.03	5.22
W 01025	x 3/8	100	1000	0.03	6.28
W 01027	x 1/4	100	1000	0.03	6.94
W 01029	3/4 x 5/8	100	600	0.05	12.63
W 01030	x 1/2	100	600	0.04	15.59
W 01031	x 3/8	100	600	0.04	13.79
W 01035	7/8 x 3/4	100	1000	0.06	8.92
W 01036	x 5/8	25	500	0.08	8.80
W 01037	7/8 x 1/2	50	500	0.06	11.13
W 01038	x 3/8	50	500	0.06	10.93
W 01049	1-1/8 x 7/8	25	250	0.12	16.34
W 01050	x 3/4	25	250	0.11	17.42
W 01051	x 5/8	25	250	0.11	19.24
W 01052	x 1/2	25	250	0.11	19.92
W 01056	1-3/8 x 1-1/8	10	100	0.20	22.64
W 01058	x 7/8	10	100	0.17	22.64
W 01060	x 5/8	10	100	0.17	23.50
W 01064	1-5/8 x 1-3/8	10	100	0.23	37.52
W 01065	x 1-1/8	10	100	0.23	37.40
W 01067	x 7/8	10	100	0.24	37.40
W 01069	x 5/8	10	100	0.22	39.76
W 01073	2-1/8 x 1-5/8	1	100	0.43	57.98
W 01074	x 1-3/8	1	100	0.43	57.98
W 01075	x 1-1/8	1	100	0.46	61.02
W 01077	x 7/8	1	100	0.40	62.17
W 01079	x 5/8	1	75	0.41	64.70
W 01083	2-5/8 x 2-1/8	1	50	0.65	119.26
W 01084	x 1-5/8	1	50	0.75	121.74
W 01085	x 1-3/8	1	50	0.70	137.58
W 01086	x 1-1/8	1	50	0.71	135.48
W 01093	3-1/8 x 2-5/8	1	25	1.07	147.42
W 01094	x 2-1/8	1	25	1.10	141.27
W 01095	x 1-5/8	1	25	1.01	157.71
W 10101	3-5/8 x 3-1/8	1	25	1.22	249.82
W 10108	4-1/8 x 3-5/8	1	20	1.87	333.18
W 10109	x 3-1/8	1	20	0.76	286.38
W 10110	x 2-5/8	1	15	1.88	325.93
W 10111	x 2-1/8	1	20	1.97	313.35

45° ELBOW

STREET WE-505

FTG x C

Part	Size	Box	Ctn	Wt	List
W 03312	3/8	100	3400	0.01	25.94
W 03321	1/2	100	1500	0.03	20.38
W 03326	5/8	50	500	0.04	7.17
W 03330	3/4	50	500	0.06	41.52
W 03334	7/8	25	250	0.09	10.59
W 03344	1-1/8	25	250	0.15	34.65
W 03350	1-3/8	10	100	0.24	43.36
W 03355	1-5/8	10	100	0.33	52.91
W 03359	2-1/8	5	50	0.61	84.10
W 03363	2-5/8	2	20	1.05	182.62
W 03368	3-1/8	2	10	1.52	232.32
W 03373	4-1/8	1	5	3.12	1103.65

45° ELBOW

WE-507

FTG x FTG

Part	Size	Box	Ctn	Wt	List
W 03621	1/2	50	1700	0.02	38.08
W 03626	5/8	50	750	0.04	40.88
W 03634	7/8	25	250	0.10	45.91
W 03644	1-1/8	10	100	0.18	46.78

90° ELBOW

SHORT RADIUS WE-500

C x C

Part	Size	Box	Ctn	Wt	List
W 02003	1/4	50	1700	0.01	9.32
W 02009	3/8	50	1700	0.02	9.80
W 01617	1/2	50	750	0.03	9.27
W 01622	5/8	50	500	0.04	3.35
W 02028	3/4	50	500	0.08	19.83
W 01634	7/8	25	250	0.09	7.38
W 02040	1	20	200	0.22	33.80
W 01647	1-1/8	10	100	0.18	18.11
W 02084	1-3/8	10	100	0.30	26.83
W 02085	1-5/8	10	100	0.42	41.84
W 02086	2-1/8	10	50	0.76	76.20
W 02087	2-5/8	5	25	1.19	138.96
W 02088	3-1/8	5	25	1.88	197.39
W 02089	3-5/8	2	10	2.77	623.94
W 02090	4-1/8	2	10	4.34	432.77
W 02097	6-1/8	1	1	13.73	2265.35


REDUCING

90° ELBOW

STREET LONG RADIUS

WE-503L

FTG x C




Part	Size	Box	Ctn	Wt	List
W 02809	3/8	50	1700	0.02	15.86
W 02817	1/2	50	500	0.04	30.98
W 02822	5/8	50	500	0.06	22.79
W 02828	3/4	25	250	0.09	26.93
W 02834	7/8	25	250	0.13	27.21
W 02847	1-1/8	10	100	0.26	46.31
W 02350	1-3/8	10	100	0.42	66.33
W 02355	1-5/8	5	50	0.60	94.64
W 02359	2-1/8	5	25	1.23	154.26
W 02363	2-5/8	5	25	2.08	276.99
W 02368	3-1/8	2	10	3.12	417.46
W 02393	3-5/8	1	5	5.52	1462.51
W 02395	4-1/8	-	1	8.07	1282.61

90° ELBOW

SHORT RADIUS

WE-506

FTG x FTG




Part	Size	Box	Ctn	Wt	List
W 02612	3/8	50	1700	0.02	29.83
W 02621	1/2	50	750	0.03	33.10
W 02626	5/8	50	500	0.05	17.42
W 02634	7/8	25	250	0.11	39.28
W 02644	1-1/8	10	100	0.22	45.36
W 02684	1-3/8	10	100	0.31	58.91
W 02685	1-5/8	5	50	0.43	74.55
W 02686	2-1/8	1	10	0.79	153.59
W 02687	2-5/8	1	10	1.25	294.49
W 02688	3-1/8	1	10	2.08	306.15
W 02690	4-1/8	1	5	3.88	2224.21

90° ELBOW

LONG RADIUS

WE-506L

FTG x FTG




Part	Size	Box	Ctn	Wt	List
W 02650	1-3/8	5	50	0.44	94.27
W 02655	1-5/8	5	50	0.63	135.74
W 02659	2-1/8	1	25	1.23	220.50

FITTING REDUCER

WC-403

FTG x C



Part	Size	Box	Ctn	Wt	List
REDUCING					
W 01302	1/4 x 1/8	50	1700	0.00	6.24
W 01306	3/8 x 1/4	50	1700	0.01	6.66
W 01312	1/2 x 3/8	50	1700	0.02	6.89
W 01314	x 1/4	50	1700	0.01	8.42
W 01315	5/8 x 1/2	50	750	0.03	5.87
W 01317	x 3/8	50	1700	0.03	6.48
W 01320	3/4 x 5/8	100	1000	0.04	14.02
W 01321	x 1/2	100	900	0.04	14.17
W 01322	x 3/8	100	900	0.04	14.89
W 01325	7/8 x 3/4	50	500	0.06	8.92
W 01326	x 5/8	25	500	0.06	8.86
W 01327	x 1/2	50	500	0.06	11.58
W 01337	1-1/8 x 7/8	25	250	0.11	13.86
W 01338	x 3/4	25	250	0.10	16.44
W 01339	x 5/8	25	250	0.10	17.68
W 01340	x 1/2	20	200	0.10	16.71
W 01343	1-3/8 x 1-1/8	10	100	0.17	25.23
W 01345	x 7/8	10	100	0.17	24.74
W 01347	x 5/8	10	100	0.16	24.74
W 01350	1-5/8 x 1-3/8	10	100	0.23	32.22
W 01351	x 1-1/8	10	100	0.24	32.22
W 01353	x 7/8	10	100	0.23	32.15
W 01355	x 5/8	10	100	0.22	32.15
W 01358	2-1/8 x 1-5/8	1	100	0.44	60.67
W 01359	x 1-3/8	1	100	0.43	60.67
W 01360	x 1-1/8	1	100	0.45	63.75
W 01362	x 7/8	1	100	0.43	63.75
W 01364	x 5/8	1	100	0.42	67.68
W 01367	2-5/8 x 2-1/8	1	50	0.62	112.23
W 01368	x 1-5/8	1	50	0.57	114.62
W 01369	x 1-3/8	1	50	0.62	116.69
W 01370	x 1-1/8	1	50	0.63	130.59
W 01376	3-1/8 x 2-5/8	1	25	1.00	135.47
W 01377	x 2-1/8	1	25	0.89	132.46
W 01378	x 1-5/8	1	50	0.92	144.73
W 01379	x 1-3/8	1	50	1.02	144.67
W 01381	3-5/8 x 3-1/8	1	20	1.28	192.97
W 01382	x 2-5/8	1	20	1.37	193.07


W 01383	x 2-1/8	1	20	1.47	193.07
W 01386	4-1/8 x 3-5/8	1	20	1.74	272.66
W 01387	x 3-1/8	1	15	1.77	270.08
W 01388	x 2-5/8	1	15	1.83	287.10
W 01389	x 2-1/8	1	15	1.86	295.50

HANGER

HI-EAR

W-124

C




Part	Size	Box	Ctn	Wt	List
A 03167	5/8	100	1000	0.03	15.95
A 03168	7/8	50	500	0.04	23.57
A 03171	1/1/08	25	250	0.04	29.59

P-TRAP

SUCTION LINE

WE-554P

C x C



Part	Size	Box	Ctn	Wt	List
W 61007	1/2	10	50	0.23	78.11
W 60999	5/8	10	50	0.38	98.28
W 61008	3/4	10	50	0.51	146.64
W 61000	7/8	5	25	0.63	109.30
W 61001	1-1/8	3	15	0.87	166.20
W 61002	1-3/8	4	20	1.16	299.31
W 61003	1-5/8	1	4	2.28	454.21
W 61009	2-1/8	1	3	3.87	933.37


P-TRAP

SUCTION LINE

LONG RADIUS

WE-554PL

C x C




Part	Size	Box	Ctn	Wt	List
W 60998	5/8	30	150	0.15	63.00
W 60997	3/4	20	100	0.30	117.04
W 60996	7/8	15	75	0.36	98.47
W 60995	1-1/8	15	75	0.58	149.70
W 60994	1-3/8	5	25	0.97	268.23
W 60993	1-5/8	1	5	1.84	395.74
W 60992	2-1/8	1	3	3.61	859.59
W 60991	2-5/8	1	3	5.62	1307.26

RETURN BEND

WE-512

C x C




Part	Size	Box	Ctn	Wt	List
W 06025	3/8 x 4-1/2	25	150	0.10	21.61
W 06020	x 1-1/2	25	850	0.02	12.50
W 06048	1/2 x 6	100	100	0.21	33.34
W 06045	x 4	200	200	0.14	16.03
W 06041	x 3	25	250	0.11	15.59
W 06036	x 2	50	300	0.09	16.34
W 06035	x 12-9/32	50	300	0.08	15.58
W 06032	x 1-1/2	50	500	0.06	16.74
W 06069	5/8 x 6	5	30	0.30	41.72
W 06062	x 3-3/8	10	100	0.14	54.90
W 06060	x 3	25	150	0.17	25.72
W 06058	x 2-1/2	25	250	0.14	27.60
W 06056	x 2-1/4	25	250	0.13	52.29
W 06053	x 1-7/8	25	250	0.11	27.49
W 06051	x 19/16	25	250	0.10	27.92
W 06084	3/4 x 4	120	120	0.25	57.59
W 06081	x 3-3/8	10	90	0.24	57.69
W 06077	x 2-1/2	10	100	0.17	59.52
W 06074	x 2-1/8	10	100	0.16	65.00
W 06073	x 2	10	100	0.15	65.13
W 06095	x 3-3/8	10	100	0.26	63.79
W 06092	x 2-1/2	10	100	0.23	48.72
W 60111	1-1/8 x 3-1/4	5	50	0.37	113.21
W 60110	x 3	5	50	0.47	98.32
W 60121	1-3/8 x 3-3/4	5	50	0.57	180.73
W 60131	1-5/8 x 4-1/2	1	25	0.85	203.34
W 60140	2-1/8 x 5-1/2	3	15	1.92	529.83

TEE

WT-600

C x C x C



Part	Size	Box	Ctn	Wt	List
W 40302	3/16	50	1000	0.01	27.33
W 40306	1/4	100	2400	0.01	18.50
W 40313	5/16	50	1700	0.02	22.02
W 40000	3/8	50	1700	0.02	19.54
W 40001	1/2	50	500	0.04	15.67
W 40006	5/8	50	500	0.06	5.62
W 40017	3/4	25	250	0.12	35.82

COPPER FITTINGS - WROT & CAST

W 04031	7/8	25	200	0.14	13.55
W 04048	1-1/8	10	100	0.28	41.52
W 04068	1-3/8	5	50	0.42	57.26
W 04084	1-5/8	5	50	0.60	86.51
W 40102	2-1/8	5	25	1.14	134.59
W 40123	2-5/8	2	20	1.72	253.22
W 40152	3-1/8	2	10	2.77	355.73
W 40190	3-5/8	1	5	5.66	1054.14
W 40200	4-1/8	1	5	5.99	833.45
W 40400	5-1/8	1	1	12.38	2551.73
W 40500	6-1/8	-	1	20.85	3485.35

REDUCING

W 40368	1/4x1/4x3/8	50	750	0.03	48.93
W 40308	x 3/16	50	1700	0.01	44.42
W 40334	5/16x5/16x3/8	50	750	0.03	63.61
W 40416	3/8x3/8x5/8	50	500	0.08	36.62
W 40405	x 1/2	50	500	0.04	45.96
W 40324	x 1/4	50	1700	0.02	32.34
W 40330	x 1/4 x 3/8	50	500	0.02	41.36
W 40332	x 1/4	50	1700	0.02	43.06
W 40415	1/2x1/2x5/8	50	500	0.09	29.98
W 40402	x 3/8	50	500	0.04	31.03
W 40350	x 1/4	50	500	0.04	31.03
W 40403	x 3/8x1/2	50	500	0.05	46.98
W 40404	x 3/8	50	500	0.04	43.84
W 40358	x 1/4	50	750	0.04	58.36
W 40363	x 1/4x1/2	50	750	0.05	57.69
W 40364	x 3/8	50	750	0.04	61.16
W 40366	x 1/4	50	500	0.05	57.69
W 40467	5/8x5/8x1-1/8	10	100	0.36	54.97
W 40407	x 7/8	25	250	0.11	25.72
W 40429	x 3/4	25	250	0.10	95.53
W 40407	x 1/2	50	500	0.08	28.67
W 40408	x 3/8	50	500	0.06	28.67
W 40414	x 1/4	50	500	0.08	33.91
W 40409	x 1/2x5/8	50	500	0.09	39.43
W 40410	x 1/2	50	500	0.08	40.11
W 40411	x 3/8	50	500	0.09	37.30
W 40412	x 3/8x5/8	50	500	0.09	42.42
W 40367	x 1/2	50	500	0.08	51.33
W 40413	x 3/8	50	500	0.09	37.32
W 40446	3/4x3/4x7/8	25	250	0.15	55.08
W 40418	x 5/8	25	250	0.10	57.78
W 40419	x 1/2	25	250	0.10	57.78
W 40420	x 3/8	25	250	0.10	57.78
W 40421	x 5/8x 3/4	25	225	0.13	56.99
W 40422	x 5/8	25	250	0.11	58.26
W 40425	x 1/2x3/4	25	250	0.15	61.26
W 40427	x 1/2	25	250	0.11	60.05
W 40465	7/8x7/8x1-1/8	10			

COPPER FITTINGS - WROT & CAST

W 04075	x 7/8	5	50	0.38	77.89	W 40145	x 5/8	2	20	1.38	299.09
W 04076	x 5/8	5	50	0.36	79.51	W 40159	x 2-5/8x3-1/8	2	10	2.96	517.40
W 04078	x 7/8 x 1-3/8	5	50	0.45	77.68	W 40158	x 2-5/8	2	10	4.52	499.68
W 04079	x 1-1/8	5	50	0.46	83.64	W 40157	x 2-1/8	2	10	2.68	510.79
W 04080	x 7/8	5	50	0.37	77.68	W 40156	x 1-5/8	2	10	2.63	627.20
W 04081	x 5/8	5	50	0.34	86.85	W 40155	x 1-3/8	2	10	2.62	517.20
W 04083	x 5/8 x 1-3/8	5	50	0.57	79.51	W 40154	x 1-1/8	2	20	2.02	737.94
W 40121	1-5/8x1-5/8x2-1/8	2	20	1.21	251.33	W 40167	x 2-1/8x3-1/8	2	10	3.07	517.40
W 04085	x 1-3/8	5	50	0.57	64.26	W 40165	x 2-5/8	2	10	4.64	544.64
W 04086	x 1-1/8	5	50	0.52	64.26	W 40164	x 2-1/8	2	10	2.75	488.00
W 04087	x 7/8	5	50	0.47	64.26	W 40163	x 1-5/8	2	10	2.57	737.81
W 04088	x 5/8	5	50	0.42	64.26	W 40162	x 1-3/8	2	10	2.61	737.81
W 04089	x 1/2	5	50	0.41	74.87	W 40161	x 1-1/8	2	20	2.04	721.77
W 04090	x 1-3/8x1-5/8	5	50	0.68	136.90	W 40174	x 1-5/8x3-1/8	2	10	2.98	499.68
W 04091	x 1-3/8	5	50	0.69	131.50	W 40181	x 1-3/8x3-1/8	2	10	3.14	545.92
W 04092	x 1-1/8	5	50	0.57	128.93	W 40178	x 1-1/8x3-1/8	2	10	3.02	545.92
W 04093	x 7/8	5	50	0.57	131.50	W 40179	x 7/8x3-1/8	2	10	3.03	531.79
W 04094	x 5/8	5	50	0.45	136.90	W 40198	4-1/8x4-1/8x3-1/8	1	5	4.94	591.38
W 04095	x 1-1/8x1-5/8	5	50	0.68	131.50	W 40197	x 2-5/8	1	5	5.16	640.32
W 04096	x 1-3/8	5	50	0.65	136.90	W 40196	x 2-1/8	1	10	4.52	562.68
W 04097	x 1-1/8	5	50	0.61	128.93	W 40195	x 1-5/8	1	10	4.10	531.53
W 04098	x 7/8	5	50	0.56	131.50	W 40194	x 1-3/8	1	10	3.65	556.33
W 40237	x 5/8	5	30	0.45	136.90	W 40193	x 1-1/8	1	10	3.05	531.53
W 04099	x 7/8 x 1-5/8	5	50	0.67	128.93	W 40192	x 7/8	1	10	2.89	602.16
W 40239	x 1-3/8	5	50	0.75	141.39	W 40191	x 5/8	1	10	2.89	587.27
W 40240	x 1-1/8	5	50	0.52	136.90	W 40208	x 3-1/8x4-1/8	1	5	6.25	1112.12
W 40238	x 7/8	5	50	0.55	136.90	W 40206	x 3-1/8	1	5	5.12	1074.88
W 40243	x 5/8	5	50	0.47	144.22	W 40205	x 2-5/8	1	5	5.61	1198.53
W 40244	x 5/8 x 15/8	5	50	0.66	131.76	W 40204	x 2-1/8	1	5	4.76	1136.83
W 40153	2-1/8x2-1/8x3-1/8	1	10	2.55	785.74	W 40212	x 2-5/8x4-1/8	1	5	6.05	1136.83
W 40144	x 2-5/8	1	10	1.46	501.10	W 40216	x 2-1/8x4-1/8	1	5	6.13	1112.12
W 40103	x 1-5/8	5	50	0.99	104.82	W 40215	x 1-5/8x4-1/8	1	5	6.78	1111.37
W 40104	x 1-3/8	5	50	0.85	116.36	W 40214	4-1/8x1-3/8x4-1/8	1	5	8.57	1137.11
W 40105	x 1-1/8	5	50	0.88	104.82	W 40213	x 1-1/8x4-1/8	1	5	6.75	1112.39
W 40106	x 7/8	5	50	0.83	101.71	W 40503	6-1/8x6-1/8x3-1/8	1	1	11.00	3485.35
W 40107	x 5/8	5	50	0.67	101.71	W 40504	x 2-5/8	1	1	11.11	3311.98
W 40108	x 1/2	2	20	0.68	118.84	W 40505	x 2-1/8	1	1	9.54	3311.98
W 40109	x 1-5/8x2-1/8	2	20	1.31	175.16						
W 40110	x 1-5/8	2	20	1.15	171.45						
W 40111	x 1-3/8	2	20	0.87	189.97						
W 40112	x 1-1/8	2	20	1.06	175.16						
W 40113	x 7/8	2	20	0.75	175.16						
W 40114	x 5/8	5	50	0.77	181.08						
W 40115	x 1-3/8x2-1/8	2	20	1.30	182.49						
W 40116	x 1-5/8	2	20	1.14	188.64						
W 40117	x 1-3/8	2	20	1.09	190.07						
W 40118	x 1-1/8	2	20	0.95	188.27						
W 40119	x 7/8	5	50	0.76	188.27						
W 40120	x 5/8	5	20	0.78	188.34						
W 40245	x 1-1/8x2-1/8	5	25	1.64	175.16						
W 40247	x 1-1/8	5	50	1.06	175.16						
W 40248	x 7/8 x 2-1/8	5	25	1.71	175.16						
W 40249	x 5/8 x 2-1/8	5	25	2.13	175.16						
W 40124	2-5/8x2-5/8x2-1/8	2	20	1.59	289.08						
W 40125	x 1-5/8	2	20	1.49	289.08						
W 40126	x 1-3/8	2	20	1.87	289.08						
W 40127	x 1-1/8	2	20	1.83	289.08						
W 40128	x 7/8	1	10	1.83	282.78						
W 40129	x 5/8	1	10	2.05	289.08						
W 40130	x 21/8x2-5/8	4	20	2.30	373.83						
W 40131	x 2-1/8	2	20	1.84	361.77						
W 40132	x 1-5/8	4	20	2.09	382.93						
W 40133	x 1-3/8	4	20	2.12	398.03						
W 40134	x 1-1/8	4	20	2.10	389.38						
W 40135	x 7/8	4	20	2.06	389.38						
W 40136	x 5/8	4	20	2.20	389.76						
W 40137	x 1-5/8x2-5/8	4	20	2.32	389.38						
W 40138	x 2-1/8	4	20	1.84	460.87						
W 40139	x 1-5/8	4	20	2.11	450.85						
W 40140	x 1-3/8	4	20	2.17	402.69						
W 40141	x 1-1/8	4	20	1.83	437.92						
W 40142	x 7/8	4	20	2.36	428.40						
W 40143	x 5/8	4	20	2.36	428.40						
W 40220	x 1-3/8x2-5/8	4	20	2.35	411.98						
W 40250	x 2-1/8	4	20	1.82	421.62						
W 40251	x 1-5/8	4	20	2.47	422.59						
W 40252	x 1-3/8	4	20	1.96	413.40						
W 40254	x 7/8	4	20	2.18	444.54						
W 40221	x 1-1/8x2-5/8	4	20	2.40	411.98						
W 40256	x 2-1/8	4	20	1.97	422.59						
W 40257	x 1-5/8	4	20	2.15	422.59						
W 40258	x 1-3/8	4	20	2.04	444.54						
W 40259	x 1-1/8	4	20	2.27	422.59						
W 40222	x 7/8x2-5/8	4	20	2.41	396.70						
W 40151	3-1/8x3-1/8x2-5/8	2	10	2.45	327.47						
W 40150	x 2-1/8	2	20	2.30	299.09						
W 40149	x 1-5/8	2	10	2.18	299.09						
W 40148	x 1-3/8	2	10	2.38	299.09						
W 40147	x 1-1/8	2	20	1.84	299.09						
W 40146	x 7/8	2	20	1.49	299.09						

TEE

FITTING WT-600F

C x FTG x C



Part	Size	Box	Ctn	Wt	List
W 04106	5/8	50	300	0.10	21.46
W 04131	7/8	25	150	0.19	33.52

UNION

WC-407

C x C



Part	Size	Box	Ctn	Wt	List
W 08001	3/8	25	250	0.07	55.78
W 08002	1/2	25	250	0.07	58.72
W 08003	5/8	25	250	0.10	35.47
W 08004	7/8	25	150	0.26	44.69
W 08005	1-1/8	10	100	0.36	74.99

COPPER TUBE STRAP

2-HOLE WS-1100



Part	Size	Box	Ctn	Wt	List
A 01203	1/4	100	4000	0.01	1.70
A 01278	3/8	100	5600	0.01	1.70
A 01366	1/2	100	3400	0.01	1.77
A 02529	5/8	100	1500	0.01	1.90
A 01467	3/4	100	2000	0.01	1.84
A 02574	7/8	50	750	0.01	3.16
A 02614	1-1/8	50	750	0.02	3.33
A 02650	1-3/8	50	500	0.04	3.98
A 02675	1-5/8	50	500	0.05	4.74
A 02708	2-1/8	50	500	0.06	5.28

PERFORATED COPPER STRAP

WS-1101



Part	Size	Box	Ctn	Wt	List
A 01211	25 Ft. Roll	1	10	1.63	226.44

Most fittings available in larger nominal sizes thru 8". All sizes are O.D.