



COPPER FITTINGS - WROT
SOLDER JOINT PRESSURE & DWV
UW CFW0425

Effective April 7, 2025
 (Supersedes UW '0225 Price Lists)

Wholesale list pricing. Please consult your sales representative for any pricing details and further information.
 The issuance of this price list is not an offer to sell the goods listed herein at the prices stated.

ADAPTER

FEMALE WC-402 C x F

Part	Size	Box	Ctn	Wt	List
W 01207	1/8	100	1500	0.04	20.95
W 01215	1/4	50	750	0.05	17.99
W 01225	3/8	50	750	0.06	18.83
WB01231	1/2	50	500	0.10	9.57
WB01246	3/4	25	250	0.14	13.12
WB01263	1	10	100	0.25	29.98
W 01271	1-1/4	10	100	0.46	43.49
W 01279	1-1/2	10	100	0.53	67.96
W 01287	2	1	50	0.57	92.36
W 01296	2-1/2	1	25	1.22	307.08
W 01297	3	1	15	1.83	436.86

REDUCING

Part	Size	Box	Ctn	Wt	List
W 01206	x 1/4	100	900	0.04	21.83
W 01214	1/4 x 3/8	50	1000	0.06	17.19
W 01216	x 1/8	100	1500	0.03	20.42
W 01223	3/8 x 3/4	50	300	0.16	24.28
W 01224	x 1/2	50	500	0.10	19.34
W 01226	x 1/4	50	750	0.06	15.93
WB01230	1/2 x 3/4	25	250	0.16	20.49
W 01232	x 3/8	50	500	0.07	14.74
W 01233	x 1/4	50	500	0.06	14.74
W 01238	5/8 x 3/4	50	500	0.15	21.95
W 01239	x 1/2	50	500	0.09	27.93
W 01245	3/4 x 1	10	100	0.28	43.88
W 01247	x 1/2	25	250	0.11	20.49
W 01261	1 x 1-1/4	10	100	0.42	78.04
W 01264	x 3/4	25	250	0.22	43.88
W 01265	x 1/2	20	200	0.25	54.93
W 01270	1-1/4 x 1-1/2	10	100	0.50	92.80
W 01272	x 1	10	100	0.33	91.84
W 01278	1-1/2 x 2	1	60	0.74	172.77
W 01280	x 1-1/4	10	100	0.39	101.00
W 01288	2 x 1-1/2	5	50	0.74	150.08

ADAPTER

FITTING WC-405 FTG x F

Part	Size	Box	Ctn	Wt	List
W 01525	3/8	50	750	0.06	24.15
W 01531	1/2	50	450	0.11	18.87
W 01546	3/4	25	250	0.17	24.32
W 01563	1	25	250	0.24	43.49
W 01571	1-1/4	10	100	0.40	69.55
W 01579	1-1/2	10	100	0.46	91.37
W 01587	2	1	50	0.65	121.41
W 01596	2-1/2	1	25	1.20	595.74

REDUCING

Part	Size	Box	Ctn	Wt	List
W 01514	1/4 x 3/8	50	750	0.06	29.09
W 01526	x 1/4	50	750	0.06	62.90
W 01532	1/2 x 3/8	50	750	0.06	25.45
W 01547	3/4 x 1/2	50	500	0.11	49.63

ADAPTER

MALE WC-401 C x M

Part	Size	Box	Ctn	Wt	List
W 01107	1/8	50	1000	0.02	37.05
W 01115	1/4	50	1200	0.03	28.14
W 01125	3/8	50	500	0.07	14.03
WB01131	1/2	50	500	0.06	6.03
WB01146	3/4	25	250	0.11	10.10
WB01163	1	10	100	0.24	25.82
W 01171	1-1/4	10	100	0.41	37.10
W 01179	1-1/2	10	100	0.51	43.49
W 01187	2	5	50	0.57	73.60
W 01196	2-1/2	1	20	1.26	257.31
W 01199	3	1	20	1.70	320.32
W 01150	4	1	16	3.71	434.34

REDUCING

Part	Size	Box	Ctn	Wt	List
W 01105	1/8 x 3/8	50	750	0.06	34.03
W 01106	x 1/4	50	1200	0.03	25.52
W 01113	1/4 x 1/2	50	500	0.09	17.04
W 01114	x 3/8	50	1000	0.06	33.86
W 01123	3/8 x 3/4	25	250	0.17	21.42
W 01124	x 1/2	50	500	0.09	19.65
W 01126	x 1/4	50	750	0.05	32.33
W 01129	1/2 x 1	15	150	0.30	39.01
WB01130	x 3/4	25	250	0.17	17.40
W 01132	x 3/8	50	500	0.07	15.21
W 01133	x 1/4	25	600	0.06	18.34
W 01138	5/8 x 3/4	25	250	0.14	21.95

ADAPTER (CONT.)

W 01139	x 1/2	25	500	0.12	32.94
W 01145	3/4 x 1	10	100	0.29	38.25
W 01147	x 1/2	25	250	0.12	17.40
W 01161	1 x 1-1/2	10	100	0.48	104.84
W 01162	x 1-1/4	10	100	0.42	55.57
W 01164	x 3/4	10	100	0.17	38.25
W 01165	x 1/2	25	250	0.18	47.69
W 01170	1-1/4 x 1-1/2	10	100	0.48	88.30
W 01172	x 1	10	100	0.24	56.50
W 01173	x 3/4	10	100	0.21	65.16
W 01178	1-1/2 x 2	1	50	0.78	165.25
W 01180	x 1-1/4	10	100	0.37	87.96
W 01181	x 1	10	100	0.38	104.61
W 01188	2 x 1-1/2	1	50	0.64	170.31
W 01189	x 1-1/4	1	50	0.57	170.23
W 01197	2-1/2 x 2	1	20	0.98	437.43

ADAPTER

MALE (FLUSH) 104-F C x MPT

Part	Size	Box	Ctn	Wt	List
W 01136	1/2	50	1700	0.03	29.24

ADAPTER

FITTING WC-404 FTG x M

Part	Size	Box	Ctn	Wt	List
W 01425	3/8	50	750	0.05	24.15
W 01431	1/2	50	500	0.09	26.31
W 01446	3/4	25	250	0.15	33.88
W 01463	1	25	250	0.23	43.05
W 01471	1-1/4	10	100	0.41	131.72
W 01479	1-1/2	10	100	0.49	159.80
W 01487	2	1	50	0.76	258.23
W 01496	2-1/2	1	20	1.95	513.28

REDUCING

Part	Size	Box	Ctn	Wt	List
W 01432	1/2 x 3/8	50	750	0.07	60.79
W 01447	3/4 x 1/2	50	250	0.13	63.40

AIR CHAMBER

WA-515 FTG

Part	Size	Box	Ctn	Wt	List
W 06000	1/2 x 6	1	100	0.22	24.84

BUSHING

FLUSH WC-106 FTG

Part	Size	Box	Ctn	Wt	List
W 01706	1/4 x 1/8	100	3400	0.01	4.66
W 01712	3/8 x 1/4	100	3400	0.01	4.60
W 01714	x 1/8	100	2400	0.02	5.40
W 01715	1/2 x 3/8	100	1500	0.02	5.82
W 01717	x 1/4	100	1500	0.05	6.63
W 01720	5/8 x 1/2	50	750	0.03	7.06
W 01721	x 3/8	50	750	0.06	9.45
W 01722	x 1/4	50	750	0.08	8.27
W 01725	3/4 x 5/8	50	500	0.04	11.29
W 01726	x 1/2	50	500	0.07	10.81
W 01727	x 3/8	50	500	0.11	12.25
W 01737	1 x 3/4	50	500	0.13	16.54
W 01738	x 5/8	50	500	0.18	19.70
W 01739	x 1/2	25	250	0.22	18.62
W 01743	1-1/4 x 1	10	200	0.16	20.70
W 01745	x 3/4	10	200	0.30	25.29
W 01750	1-1/2 x 1-1/4	10	100	0.22	26.70
W 01751	x 1	10	100	0.41	29.74
W 01758	2 x 1-1/2	10	100	0.68	78.03

BUSHING

FLUSH WC-417 (BRASS) FTG x F

Part	Size	Box	Ctn	Wt	List
A 07813NL	1/2 x 1/4	50	1200	0.02	21.32
A 07812NL	x 1/8	100	1600	0.04	20.31
A 07815NL	1 x 1/2	50	300	0.17	75.18

CAP

WC-415 C

Part	Size	Box	Ctn	Wt	List
W 07002	1/8	50	2000	0.00	3.92
W 07004	1/4	50	2000	0.01	2.44
W 07006	3/8	50	1000	0.01	3.91
WB07007	1/2	50	1000	0.02	2.11
W 07008	5/8	50	1000	0.03	4.50
WB07009	3/4	25	1000	0.04	3.92
WB07011	1	10	500	0.08	9.16
W 07012	1-1/4	25	250	0.11	12.12
W 07013	1-1/2	25	250	0.18	17.73
W 07014	2	1	100	0.30	32.69
W 07015	2-1/2	1	50	0.48	95.24
W 07016	3	1	50	0.73	122.54
W 07017	3-1/2	1	25	1.15	413.15
W 07018	4	1	20	1.50	232.28

COUPLING

NO STOP WC-400NS C x C

Part	Size	Box	Ctn	Wt	List
W 01900	1/8	100	3400	0.01	4.09
W 01901	1/4	50	1700	0.01	1.64
W 01902	3/8	50	1700	0.02	5.55
W 01903	1/2	100	1000	0.03	2.86
W 01904	5/8	25	375	0.04	8.39
W 01905	3/4	50	500	0.06	5.94
W 01906	1	25	250	0.11	12.51
W 01907	1-1/4	25	250	0.15	18.30
W 01908	1-1/2	10	100	0.25	24.71
W 01909	2	1	75	0.40	42.62
W 01910	2-1/2	1	50	0.66	52.74
W 01911	3	1	25	1.03	93.45
W 01913	4	1	15	2.15	176.06

COUPLING

ROLLED STOP WC-400 C x C

Part	Size	Box	Ctn	Wt	List
W 01003	1/8	100	3400	0.01	2.43
W 01009	1/4	50	1700	0.01	2.01
W 01017	3/8	50	1700	0.02	2.63
WB01022	1/2	50	1000	0.03	2.17
W 01028	5/8	50	500	0.05	5.71
WB01034	3/4	25	500	0.06	4.36
WB01047	1	10	250	0.11	8.68
W 01055	1-1/4	25	250	0.15	15.20

COUPLING

REDUCING WC-400R C x C 

Part	Size	Box	Ctn	Wt	List
W 01011	1/4 x 1/8	50	1700	0.01	13.16
W 01019	3/8 x 1/4	50	1700	0.02	4.31
W 01021	x 1/8	50	1200	0.02	5.81
W 01023	1/2 x 3/8	100	1000	0.03	4.46
W 01025	x 1/4	100	1000	0.03	5.37
W 01027	x 1/8	100	1000	0.03	6.08
W 01029	5/8 x 1/2	100	600	0.05	10.81
W 01030	x 3/8	100	600	0.04	13.34
W 01031	x 1/4	100	600	0.04	11.80
W 01035	3/4 x 5/8	100	1000	0.06	7.64
WB01036	x 1/2	25	500	0.08	7.70
W 01037	x 3/8	50	500	0.06	9.53
W 01038	x 1/4	50	500	0.06	9.36
W 01049	1 x 3/4	25	250	0.12	13.98
W 01050	x 5/8	25	250	0.11	14.90
W 01051	x 1/2	25	250	0.11	16.83
W 01052	x 3/8	25	250	0.11	17.04
W 01056	1-1/4 x 1	10	100	0.20	19.38
W 01058	x 3/4	10	100	0.17	19.38
W 01060	x 1/2	10	100	0.17	20.55
W 01064	1-1/2 x 1-1/4	10	100	0.23	32.11
W 01065	x 1	10	100	0.23	32.71
W 01067	x 3/4	10	100	0.24	32.71
W 01069	x 1/2	10	100	0.22	34.78
W 01073	2 x 1-1/2	1	100	0.43	49.62
W 01074	x 1-1/4	1	100	0.43	49.62
W 01075	x 1	1	100	0.46	53.39
W 01077	x 3/4	1	100	0.40	54.40
W 01079	x 1/2	1	75	0.41	56.62
W 01083	2-1/2 x 2	1	50	0.65	101.99
W 01084	x 1-1/2	1	50	0.75	104.20
W 01085	x 1-1/4	1	50	0.70	117.74
W 01086	x 1	1	50	0.71	118.54
W 01093	3 x 2-1/2	1	25	1.07	126.08
W 01094	x 2	1	25	1.10	123.73
W 01095	x 1-1/2	1	25	1.01	137.92
W 10101	3-1/2 x 3	1	25	1.22	214.10
W 10108	4 x 3-1/2	1	20	1.87	285.35
W 10109	x 3	1	20	0.76	250.83
W 10110	x 2-1/2	1	15	1.88	285.35
W 10111	x 2	1	20	1.97	274.33
W 10116	5 x 4	1	10	3.31	982.47
W 10123	6 x 4	1	6	5.29	1,520.40
W 10124	x 3	1	6	5.00	1,520.40

COUPLING

CROSS OVER WC-412 C x C 

Part	Size	Box	Ctn	Wt	List
A 02535	1/2	5	100	0.12	49.89
A 02583	3/4	5	50	0.26	187.18

45° ELBOW

WE-504 C x C 

Part	Size	Box	Ctn	Wt	List
W 03005	1/8	50	1700	0.01	19.99
W 03012	1/4	50	1700	0.01	14.90
W 03021	3/8	25	850	0.03	12.77
WB03026	1/2	50	500	0.04	5.28
W 03030	5/8	50	500	0.06	22.37
WB03034	3/4	25	250	0.09	8.96
WB03044	1	10	200	0.16	22.50
W 03050	1-1/4	10	100	0.25	30.16
W 03055	1-1/2	10	100	0.36	37.04
W 03059	2	10	50	0.60	61.85
W 03063	2-1/2	5	25	1.00	120.18
W 03067	3	2	20	1.53	167.93
W 03070	3-1/2	2	10	2.81	288.63
W 03073	4	1	5	3.14	346.01
W 03074	5	1	1	6.56	1,301.46
W 03075	6	1	1	10.64	2,048.38

45° ELBOW

STREET WE-505 FTG x C 

Part	Size	Box	Ctn	Wt	List
W 03312	1/4	100	3400	0.01	22.21
W 03321	3/8	100	1500	0.03	17.83
WB03326	1/2	50	500	0.04	6.28
W 03330	5/8	50	500	0.06	35.54
WB03334	3/4	25	250	0.09	9.06
W 03344	1	25	250	0.15	30.31
W 03350	1-1/4	10	100	0.24	37.10
W 03355	1-1/2	10	100	0.33	46.30
W 03359	2	5	50	0.61	73.60
W 03363	2-1/2	2	20	1.05	159.80
W 03368	3	2	10	1.52	203.42
W 03373	4	1	5	3.12	418.19

45° ELBOW

WE-507 FTG x FTG 

Part	Size	Box	Ctn	Wt	List
W 03644	1	10	100	0.18	40.92

90° ELBOW

SHORT RADIUS WE-500 C x C 

Part	Size	Box	Ctn	Wt	List
W 02003	1/8	50	1700	0.01	7.98
W 02009	1/4	50	1700	0.02	8.39
W 01617	3/8	50	750	0.03	8.11
WB01622	1/2	50	500	0.04	2.93
W 02028	5/8	50	500	0.08	16.97
WB01634	3/4	25	250	0.09	6.46
WB01647	1	10	100	0.18	15.84
W 02084	1-1/4	10	100	0.30	24.21
W 02085	1-1/2	10	100	0.42	36.60
W 02086	2	10	50	0.76	66.68
W 02087	2-1/2	5	25	1.19	121.55
W 02088	3	5	25	1.88	172.77
W 02089	3-1/2	2	10	2.77	534.96
W 02090	4	2	10	4.34	378.47
W 02096	5	1	1	8.59	1,541.85
W 02097	6	1	1	13.73	2,054.29
W 02099	8	1	1	27.00	7,590.12

REDUCING

Part	Size	Box	Ctn	Wt	List
W 02019	3/8 x 1/4	50	750	0.03	13.77
W 02023	1/2 x 3/8	50	500	0.05	23.34
W 02025	x 1/4	50	500	0.05	23.89
W 02029	5/8 x 1/2	50	500	0.06	23.22
W 02035	3/4 x 5/8	50	500	0.11	16.20
W 02036	x 1/2	50	500	0.11	16.54
W 02049	1 x 3/4	25	250	0.17	30.31
W 02051	x 1/2	25	250	0.18	33.88
W 02056	1-1/4 x 1	10	100	0.33	76.45
W 02077	1-1/2 x 1-1/4	5	50	0.33	100.51
W 02078	2 x 1-1/2	5	50	0.60	135.37

90° ELBOW

INTERMEDIATE RADIUS WE-500I C x C 

Part	Size	Box	Ctn	Wt	List
W 02017	3/8	50	1000	0.03	8.16
W 02022	1/2	100	1000	0.05	9.36
W 02034	3/4	50	500	0.11	16.87
W 02047	1	25	250	0.24	22.58

90° ELBOW

LONG RADIUS WE-500L C x C 

Part	Size	Box	Ctn	Wt	List
W 02715	1/8	50	1700	0.01	14.90
W 02716	1/4	50	1700	0.02	11.45
W 02717	3/8	50	500	0.04	14.46
W 02722	1/2	50	500	0.06	12.97
W 02728	5/8	50	500	0.09	13.12
W 02734	3/4	25	250	0.13	16.77
W 02747	1	10	100	0.27	26.97
W 02055	1-1/4	10	100	0.42	43.70
W 02063	1-1/2	5	50	0.60	57.51
W 02072	2	5	25	1.23	151.26
W 02082	2-1/2	5	25	2.05	223.69
W 02092	3	2	10	3.13	295.00
W 02093	3-1/2	1	5	5.53	1,089.71
W 02095	4	-	1	7.98	765.51

REDUCING

Part	Size	Box	Ctn	Wt	List
W 02711	1/4 x 1/8	50	3000	0.01	41.13
W 02719	3/8 x 1/4	50	1000	0.03	23.53
W 02723	1/2 x 3/8	50	500	0.04	34.99
W 02725	x 1/4	50	1000	0.03	33.23
W 02735	3/4 x 5/8	25	250	0.12	39.49
W 02736	x 1/2	50	400	0.09	38.66
W 02756	1-1/4 x 1	10	100	0.31	67.00
W 02064	1-1/2 x 1-1/4	5	50	0.44	106.69
W 02065	x 1	5	50	0.52	106.66
W 02073	2 x 1-1/2	2	20	0.98	169.50
W 02083	2-1/2 x 2	2	20	1.53	506.36

90° ELBOW

STREET SHORT RADIUS WE-503 FTG x C 

Part	Size	Box	Ctn	Wt	List
W 02305	1/8	50	1700	0.01	15.22
W 02312	1/4	50	1700	0.02	14.69
W 02321	3/8	50	750	0.03	10.12
WB01652	1/2	50	500	0.04	4.40
W 02330	5/8	25	250	0.09	17.71
WB01654	3/4	25	250	0.09	9.32
WB02344	1	10	100	0.22	23.86
W 02384	1-1/4	25	125	0.29	35.08
W 02385	1-1/2	10	100	0.44	46.89
W 02386	2	10	50	0.77	101.92
W 02387	2-1/2	5	25	1.23	159.00
W 02388	3	2	20	1.94	223.18
W 02389	3-1/2	1	10	2.78	880.88
W 02390	4	2	10	4.03	493.97

90° ELBOW

STREET INTERMEDIATE RADIUS WE-503I FTG x C 

Part	Size	Box	Ctn	Wt	List
W 02326	1/2	50	500	0.05	11.95
W 02334	3/4	25	250	0.11	19.23

90° ELBOW


STREET LONG RADIUS WE-503L FTG x C 

Part	Size	Box	Ctn	Wt	List
W 02809	1/4	50	1700	0.02	13.57
W 02817	3/8	50	500	0.04	26.50
W 02822	1/2	50	500	0.06	19.50
W 02828	5/8	25	250	0.09	23.06
W 02834	3/4	25	250	0.13	23.28
W 02847	1	10	100	0.26	39.64
W 02350	1-1/4	10	100	0.42	56.82
W 02355	1-1/2	5	50	0.60	81.09
W 02359	2	5	25	1.23	132.00
W 02363	2-1/2	5	25	2.08	236.97
W 02368	3	2	10	3.12	357.79
W 02393	3-1/2	1	5	5.52	1,279.27

W 01395	x 4	1	6	5.01	2,043.13
W 01396	x 3	1	6	4.79	2,043.13

HANGER


HI-EAR
W-124



Part	Size	Box	Ctn	Wt	List
A 03167	1/2	100	1000	0.03	13.96
A 03168	3/4	50	500	0.04	20.82
A 03171	1	25	250	0.04	25.88

RETURN BEND


WE-512



Part	Size	Box	Ctn	Wt	List
W 06025	1/4 x 4-1/2	25	150	0.10	18.90
W 06020	x 1-1/2	25	850	0.02	10.70
W 06048	3/8 x 6	100	100	0.21	29.16
W 06045	x 4	200	200	0.14	14.03
W 06041	x 3	25	250	0.11	13.63
W 06036	x 2	50	300	0.09	14.29
W 06035	x 1-29/32	50	300	0.08	13.63
W 06032	x 1-1/2	50	500	0.06	14.32
W 06069	1/2 x 6	5	30	0.30	36.49
W 06062	x 3-3/8	10	100	0.14	48.02
W 06060	x 3	25	150	0.17	22.50
W 06058	x 2-1/2	25	250	0.14	24.14
W 06056	x 2-1/4	25	250	0.13	45.74
W 06051	x 1-9/16	25	250	0.10	23.86
W 06084	5/8 x 4	120	120	0.25	50.38
W 06077	x 2-1/2	10	100	0.17	52.07
W 06073	x 2	10	100	0.15	56.96
W 06095	3/4 x 3-3/8	10	100	0.26	55.80
W 06092	x 2-1/2	10	100	0.23	41.70
W 60111	1 x 3-1/4	5	50	0.37	99.03
W 60110	x 3	5	50	0.47	84.21
W 60121	1-1/4 x 3-3/4	5	50	0.57	153.44
W 60131	1-1/2 x 4-1/2	1	25	0.85	174.06
W 60140	2 x 5-1/2	3	15	1.92	453.35

P-TRAP


SUCTION LINE
WE-554P



Part	Size	Box	Ctn	Wt	List
W 61007	3/8	10	50	0.23	68.32
W 60999	1/2	10	50	0.38	85.98
W 61008	5/8	10	50	0.51	128.27
W 61000	3/4	5	25	0.63	95.61
W 61001	1	3	15	0.87	142.22
W 61002	1-1/4	4	20	1.16	261.82
W 61003	1-1/2	1	4	2.28	397.30
W 61009	2	1	3	3.87	816.43
W 60991	2-1/2	1	3	5.62	1,143.48

TEE

WT-600



Part	Size	Box	Ctn	Wt	List
W 40306	1/8	100	2400	0.01	15.83
W 40000	1/4	50	1700	0.02	16.72
W 40001	3/8	50	500	0.04	13.41
WB04006	1/2	50	500	0.06	4.92
W 40017	5/8	25	250	0.12	30.66
WB04031	3/4	25	200	0.14	11.85
WB04048	1	10	100	0.28	35.54
W 40068	1-1/4	5	50	0.42	49.01
W 40084	1-1/2	5	50	0.60	74.04
W 40102	2	5	25	1.14	117.74
W 40123	2-1/2	2	20	1.72	216.61
W 40152	3	2	10	2.77	311.42
W 40190	3-1/2	1	5	5.66	903.38
W 40200	4	1	5	9.99	729.10
W 40000	5	1	1	12.38	2,314.07
W 40500	6	-	1	20.85	3,161.25
W 40525	8	-	1	36.81	11,766.83

REDUCING

W 40368	1/8 x 1/8	50	750	0.03	41.89
	x 1/4				
W 04016	1/4 x 1/4	50	500	0.08	32.92
	x 1/2				
W 04005	x 3/8	50	500	0.04	39.32
W 40324	x 1/8	50	1700	0.02	27.41
W 40330	x 1/8 x 1/4	50	500	0.02	35.40
W 40332	x 1/8	50	1700	0.02	36.84
W 04015	3/8 x 3/8 x 1/2	50	500	0.09	23.60
W 04002	x 1/4	50	500	0.04	26.56
W 40350	x 1/8	50	500	0.04	26.56
W 40003	x 1/4 x 3/8	50	500	0.05	40.21
W 40004	x 1/4	50	500	0.04	37.52
W 40358	x 1/8	50	750	0.04	49.97
W 40363	x 1/8 x 3/8	50	750	0.05	49.40
W 40364	x 1/4	50	750	0.04	53.50
W 40366	x 1/8	50	450	0.05	49.40
W 04067	1/2 x 1/2 x 1	10	100	0.36	48.09
W 04047	x 3/4	25	250	0.11	22.50
W 04029	x 5/8	25	250	0.10	83.55
W 04007	x 3/8	50	500	0.08	24.53
W 40008	x 1/4	50	500	0.06	24.53
W 04014	x 1/8	50	500	0.08	29.94
W 04009	x 3/8 x 1/2	50	500	0.09	33.75
W 04010	x 3/8	50	500	0.08	34.32
W 04011	x 1/4	50	500	0.09	31.92

W 04012	x 1/4 x 1/2	50	500	0.09	37.63
W 40367	x 3/8	50	500	0.08	43.95
W 04013	x 1/4	50	500	0.09	31.92
W 04046	5/8 x 5/8 x 3/4	25	250	0.15	48.18
W 04018	x 1/2	25	250	0.10	49.45
W 04019	x 3/8	25	250	0.10	49.45
W 04020	x 1/4	25	250	0.10	49.45
W 04021	x 1/2 x 5/8	25	225	0.13	49.90
W 04022	x 1/2	25	250	0.11	49.90
W 04025	x 3/8 x 5/8	25	250	0.15	53.59
W 04065	3/4 x 3/4 x 1	10	100	0.22	39.42
W 04032	x 5/8	25	250	0.17	13.44
WB04033	x 1/2	25	250	0.11	11.29
W 04034	x 3/8	25	250	0.11	15.42
W 04035	x 1/4	25	250	0.11	15.83
W 04036	x 5/8 x 3/4	25	250	0.19	27.32
W 04037	x 5/8	25	250	0.17	24.52
WB04041	x 1/2 x 3/4	25	250	0.15	13.86
W 04042	x 5/8	25	150	0.17	16.12
WB04043	x 1/2	25	250	0.12	13.86
W 04044	x 3/8	25	250	0.12	23.32
W 04045	x 1/4	25	225	0.15	23.38
W 40230	x 3/8 x 3/4	25	250	0.19	26.26
W 40231	x 1/2	25	250	0.17	21.02
W 40232	x 3/8	25	250	0.12	25.47
W 40101	1 x 1 x 1-1/2	5	50	0.47	114.50
W 40082	x 1-1/4	5	50	0.31	80.82
WB04049	x 3/4	10	100	0.24	36.35
W 04050	x 5/8	10	100	0.27	53.59
WB04051	x 1/2	10	100	0.22	36.35
W 04052	x 3/8	10	100	0.19	43.65
W 04055	1x3/4x1	10	100	0.32	43.25
W 04056	x 3/4	10	100	0.30	43.25
W 04057	x 5/8	10	90	0.43	50.36
W 04058	x 1/2	10	100	0.24	43.25
W 04059	x 3/8	10	100	0.21	342.28
W 40233	x 5/8 x 1	10	100	0.33	45.83
W 40234	x 3/4	10	90	0.30	49.31
W 40235	x 5/8	10	100	0.31	50.30
W 40061	x 1/2 x 1	10	100	0.30	43.25
W 40062	x 3/4	10	100	0.28	45.51
W 40063	x 1/2	10	100	0.22	43.25
W 40122	1-1/4x1-1/4x2	2	20	0.89	236.03
W 40100	x 1-1/2	5	50	0.49	114.80
W 40069	x 1	5	50	0.41	52.94
W 40070	x 3/4	5	50	0.35	52.94
W 40071	x 1/2	5	50	0.32	52.94
W 40072	x 3/8	5	50	0.29	61.64
W 40073	x 1 x 1-1/4	5	50	0.48	69.55
W 40074	x 1	5	50	0.46	67.96
W 40075	x 3/4	5	50	0.38	66.68
W 40076	x 1/2	5	50	0.36	69.55
W 40078	x 3/4 x 1-1/4	5	50	0.45	67.96
W 40079	x 1	5	50	0.46	73.17
W 40080	x 3/4	5	50	0.37	67.96
W 40081	x 1/2	5	50	0.34	75.98
W 40083	1/2 x 1-1/4	5	50	0.57	69.55
W 40121	1-1/2x1-1/2x2	2	20	1.21	219.89
W 40085	x 1-1/4	5	50	0.57	56.23
W 40086	x 1	5	50	0.52	56.23
W 40087	x 3/4	5	50	0.47	56.23
W 40088	x 1/2	5	50	0.42	56.23
W 40089	x 3/8	5	50	0.41	65.49
W 40090	x1-1/4 x 1-1/2	5	50	0.68	119.83
W 40091	x 1-1/4	5	50	0.69	114.99
W 40092	x 1	5	50	0.57	112.78
W 40093	x 3/4	5	50	0.57	114.96
W 40094	x 1/2	5	50	0.45	119.83
W 40095	x 1 x 1-1/2	5	50	0.68	114.99
W 40096	x 1-1/4	5	50	0.65	119.83
W 40097	x 1	5	50	0.61	112.78
W 40098	x 3/4	5	50	0.56	114.99
W 40237	x 1/2	5	30	0.45	119.83
W 40099	x 3/4 x 1-1/2	5	50	0.67	112.78
W 40239	x 1-1/4	5	50	0.75	123.77
W 40240	x 1	5	50	0.52	119.83
W 40238	x 3/4 x 3/4	5	50	0.55	119.83
W 40243	x 1/2	5	50	0.47	126.08
W 40244	x 1/2 x 1-1/2	1	10	0.66	115.27
W 40153	2 x 2 x 3	1	10	2.55	687.31
W 40144	x 2-1/2	1	10	1.46	438.06
W 40103	x 1-1/2	5	50	0.99	91.68
W 40104	x 1-1/4	5	50	0.85	101.84
W 40105	x 1	5	50	0.88	91.68
W 40106	x 3/4	5	50	0.83	88.92
W 40107	x 1/2	5	50	0.67	88.92
W 40108	x 3/8	2	20		

COPPER TUBE STRAP


**2-HOLE
WS-1100**



Part	Size	Box	Ctn	Wt	List
A 01203	1/8	100	4000	0.01	1.45
A 01278	1/4	100	5600	0.01	1.45
A 01366	3/8	100	3400	0.01	1.52
A 02529	1/2	100	1500	0.01	1.67
A 01467	5/8	100	2000	0.01	1.58
A 02574	3/4	50	750	0.01	2.77
A 02614	1	50	750	0.02	2.85
A 02650	1-1/4	50	500	0.04	3.45
A 02675	1-1/2	50	500	0.05	4.19
A 02708	2	50	500	0.06	4.63

PERFORATED COPPER STRAP

WS-1101



Part	Size	Box	Ctn	Wt	List
A 01211	25 Ft. Roll	1	10	1.63	193.92

SOLDER JOINT DWV FITTINGS

ADAPTER

**TRAP
DW-724F**

FTG x SJ



Part	Size	Box	Ctn	Wt	List
A 11564	1-1/2x1-1/2 OD	1	10	0.28	62.48
REDUCING					
A 11566	1-1/2x1-1/4 OD	1	10	0.26	66.48

ADAPTER

**TRAP
DW-724**

C x SJ



Part	Size	Box	Ctn	Wt	List
A 11355	1-1/4x1-1/4 OD	1	25	0.22	45.97
A 11356	1-1/2x-1/2 OD	1	10	0.33	50.41
REDUCING					
A 11383	1-1/2x1-1/4 OD	1	10	0.40	69.23

ADAPTER

**TRAP
DW-757**

F x SJ



Part	Size	Box	Ctn	Wt	List
A 11409	1-1/4x1-1/4 OD	10	100	0.34	64.61
A 11410	1-1/2x1-1/2 OD	10	100	0.40	75.31
REDUCING					
A 11411	1-1/2x1-1/4 OD	10	100	0.40	71.74

ADAPTER

**TRAP
DW-756**

M x SJ



Part	Size	Box	Ctn	Wt	List
A 11405	1-1/4x1-1/4 OD	10	100	0.42	66.05
A 11406	1-1/2x1-1/2 OD	1	10	0.52	67.00
REDUCING					
A 11407	1-1/2x1-1/4 OD	10	100	0.53	77.82

ADAPTER

**SOIL PIPE
DW-733**

C x SPIGOT



Part	Size	Box	Ctn	Wt	List
W 07122	2	5	100	0.43	55.92
W 07133	3	5	40	1.12	165.64
REDUCING					
W 07112	x 2	5	50	0.61	113.07

ADAPTER

**FEMALE
DW-753**

C x F



Part	Size	Box	Ctn	Wt	List
W 07221	1-1/2	10	100	0.25	36.90
W 07222	2	10	100	0.50	66.78

ADAPTER

DW-754

FTG x F



Part	Size	Box	Ctn	Wt	List
W 07240	1-1/4	10	100	0.19	35.28

ADAPTER

DW-732

C x M



Part	Size	Box	Ctn	Wt	List
A 07012	1-1/4	10	100	0.35	42.32
A 07054	1-1/2	10	100	0.44	57.88
A 07094	2	10	100	0.52	68.79
REDUCING					
W 07235	1-1/4 x 1-1/2	10	100	0.37	55.57

BUSHING

**EXTENDED
DW-742**

FTG x C



Part	Size	Box	Ctn	Wt	List
W 07350	1-1/2 x 1-1/4	25	250	0.11	24.07
W 07358	2 x 1-1/2	1	100	0.22	26.25
W 07359	x 1-1/4	1	100	0.18	29.05
W 07377	3 x 2	1	50	0.47	95.60
W 07378	x 1-1/2	1	50	0.45	151.25
W 07387	4 x 3	1	25	0.89	148.07
W 07389	x 2	1	25	1.03	189.66

CLOSET FLANGE

DW-734

C x CLOSET



Part	Size	Box	Ctn	Wt	List
W 07834	3 x 4	2	20	0.83	99.24

COUPLING

DW-741

C x C



Part	Size	Box	Ctn	Wt	List
W 07055	1-1/4	25	150	0.09	12.78
W 07063	1-1/2	25	250	0.11	15.84
W 07072	2	1	100	0.13	22.01
W 07092	3	1	50	0.47	51.02
W 70107	4	1	25	1.03	112.52
REDUCING					
W 07073	2 x 1-1/2	100	0.17	24.32	29.72
W 07074	x 1-1/4	100	0.18	23.78	29.03
W 07094	3 x 2	50	0.52	77.59	100.51
W 07095	x 1-1/2	50	0.52	69.58	84.97
W 70109	4 x 3	1	25	0.93	149.16
W 70106	x 2	1	25	1.38	150.37

REPAIR COUPLING

DW-741NS

C x C



Part	Size	Box	Ctn	Wt	List
W 07907	1-1/4	25	225	0.07	18.80
W 07908	1-1/2	25	250	0.12	18.79
W 07909	2	1	75	0.19	25.74
W 07911	3	1	50	0.34	40.16

45° ELBOW

DW-204

C x C



Part	Size	Box	Ctn	Wt	List
W 07420	1-1/4	25	250	0.14	25.09
W 07421	1-1/2	25	125	0.20	23.41
W 07422	2	1	50	0.33	47.71
W 07423	3	1	25	0.84	107.27

45° ELBOW

**(STREET)
DW-205**

FTG x C



Part	Size	Box	Ctn	Wt	List
W 07430	1-1/4	25	250	0.17	38.62
W 07431	1-1/2	25	125	0.20	29.05
W 07432	2	1	50	0.32	59.24
W 07433	3	1	25	0.82	121.97

90° ELBOW

DW-200

C x C



Part	Size	Box	Ctn	Wt	List
W 07400	1-1/4	25	125	0.26	30.73
W 07401	1-1/2	20	100	0.24	40.81
W 07403	2	1	50	0.71	65.23
W 07404	3	1	15	1.66	157.81

90° ELBOW

**LONG TURN
D-700LT**

C x C



Part	Size	Box	Ctn	Wt	List
A 07209	1-1/2	5	50	0.50	69.82
A 07202	2	1	5	0.62	98.97

90° ELBOW

DW-203

FTG x C



Part	Size	Box	Ctn	Wt	List
W 07410	1-1/4	25	125	0.26	48.55
W 07411	1-1/2	20	100	0.38	44.54
W 07412	2	1	50	0.70	82.70
W 07413	3	1	15	1.70	187.96

60° ELBOW

DW-701

C x C



Part	Size	Box	Ctn	Wt	List
W 07064	1-1/2	25	125	0.35	49.20
W 07066	3	2	20	0.95	178.73

22-1/2° ELBOW

DW-703

C x C

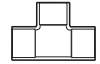


Part	Size	Box	Ctn	Wt	List
W 07060	1-1/2	10	100	0.27	74.36

TEE

DW-707

C x C x C



Part	Size	Box	Ctn	Wt	List
W 07500	1-1/4	20	100	0.37	53.84
W 07511	1-1/2	20	100	0.52	67.00
W 07522	2	5	25	0.85	91.82
W 07533	3	1	10	2.10	385.88
REDUCING					
W 07510	1-1/2x1-1/2x1-1/4	10	100	0.51	80.22
W 07512	x1-1/4x1-1/4	10	100	0.52	157.34
W 07521	2 x 2 x 1-1/2	5	50	0.75	90.39
W 07520	x 1-1/4	5	30	0.68	87.26
W 07524	x1-1/2x1-1/2	5	50	0.87	124.78
W 07532	3 x 3 x 2	5	25	1.69	299.30
W 07531	x 1-1/2	5	25		